



# Healthcare Markets 2023

HEALTHCARE

Karger 



## Know what matters! Follow Karger Healthcare

 Facebook  
@KargerHCP

 Twitter  
@KargerHCP

## CONTENT

Sparking Innovation in Health Sciences	3
Opening the Gateway between Research and Medical Practice	5
Fast Facts for Healthcare Professionals	6
eLearning	8
Fast Facts Subject Guide	11
Free Access to Fast Facts	12
Print Prices for Fast Facts Titles	12
Cardiovascular System	13
Dermatology	14
Endocrinology	15
Gastroenterology	16
General Medicine	18
Hematology	19
Neurology and Neuroscience	24
Oncology	27
Pneumology	30
Psychiatry and Psychology	31
Women's and Children's Health	32
Further Areas	33
Fast Facts for Patients and Their Supporters	34
Kompass	38
DermaCompass	49
Embarrassing Problems	52
Podcasts	54
The Waiting Room	56
Services for Institutions and Corporate Customers	58
Order Information	59
Contact	61

## INDEX

### Journals

Kompass Autoimmun	42	Inflammatory Bowel Disease	16
Kompass Dermatologie	43	Kidney Itch	33
Kompass Neumología	44	Leukemia	19
Kompass Nutrition & Dietetics	45	Long-Chain Fatty Acid Oxidation Disorders	33
Kompass Onkologie	46	Lymphoma	22
Kompass Ophthalmologie	47	Managing immune-related Adverse Events in Oncology	29
Kompass Pneumologie	48	Measurable Residual Disease	20

### Books

#### **Fast Facts for Healthcare Professionals**

Acne	14	Myelofibrosis	20
Acute and Recurrent Pancreatitis	17	Myeloproliferative Neoplasms	21
Acute Lymphoblastic Leukemia	19	Non-Small-Cell Lung Cancer	30
Acute Myeloid Leukemia	22	Osteoarthritis	33
Biosimilars	18	Ovarian Cancer	32
Biosimilars in Hematology and Oncology	21	Pancreas and Biliary Tract Diseases	17
Bladder Cancer	29	Perioperative Pain	25
Blastic Plasmacytoid Dendritic Cell Neoplasm	20	Peripheral T-cell Lymphoma	22
Cardiac Arrhythmias	13	Postmenopausal Osteoporosis	32
CAR T-Cell Therapy	27	Prostate Cancer	28
CAR T-Cell Therapy in Diffuse Large B-Cell Lymphoma	27	Psychosis in Parkinson's Disease	25
Cholangiocarcinoma	16	Pyruvate Kinase Deficiency	22
Chronic and Cancer Pain	26	Recognizing Refractory Myasthenia Gravis	26
Chronic Lymphocytic Leukemia	19	Respiratory Allergies	30
Clinical Trials in Oncology	27	Thrombotic Thrombocytopenic Purpura	21
Complex Perianal Fistulas in Crohn's Disease	16	Treatment-Free Remission in Chronic Myeloid Leukemia	21
Comprehensive Genomic Profiling	28	Treatment Optimization of Motor Fluctuations in Parkinson's Disease	25
Cutaneous T-cell Lymphoma	14	Type 1 Diabetes in Adults	15
Dementia and Augmentative and Alternative Communication	24	Type 2 Diabetes	15
Depression	31		
Diagnosing Amyotrophic Lateral Sclerosis	25		
Disorders of Hair and Scalp	14		
Early Breast Cancer	32		
EGFR Exon 20 Insertion Mutations in NSCLC	30		
Excessive Daytime Sleepiness Associated with Obstructive Sleep Apnea	24		
Familial Chylomicronemia Syndrome	15		
Gene Therapy	18		
Glioblastoma	28		
Heart Failure	13		
Hyperlipidemia	13		
Immuno-Oncology	28		

#### **Fast Facts for Patients and Their Supporters**

Advanced Cutaneous Squamous Cell Carcinoma	36
Asthma	36
Cholangiocarcinoma	35
Inflammatory Bowel Disease	37
Long-Chain Fatty Acid Oxidation Disorders	36
Menopause	36
Metastatic Prostate Cancer	37
Pyruvate Kinase Deficiency	37
Thrombotic Thrombocytopenic Purpura	35
Waldenström Macroglobulinemia	35



## Sparking Innovation in Health Sciences

With its growing range of products and services, Karger wants to support its stakeholders, to understand what inspires them, and to carry on their enthusiasm.



**Karger is an international publisher of scientific and medical content, dedicated to serving the information needs of the scientific community, clinicians, and patients.**

Since 1890 we have evolved continuously, keeping pace with the latest shifts and developments in research and publishing. New opportunities in the publishing and healthcare sectors have allowed us to focus more closely than ever on the needs and objectives of our clients in the field of Health Sciences, entering new fields of business and intensifying our use of digital technologies. This ambition is reflected in our new logo, which stands for the spark that kindles every new project, job, and publication.

**Connecting and Advancing Health Sciences**





## Opening the Gateway between Research and Medical Practice

Based on scientific findings – Karger’s content for healthcare professionals and patients

We support knowledge transfer from scientific research to clinical practice through our healthcare publications and content creation services. Our portfolio for clinicians is centered around the *Kompass* journals, *Fast Facts* handbooks and podcasts, and eLearning courses. We go further and transfer clinical knowledge for the benefit of patients and their caregivers into guidebooks, materials that support doctor-patient interaction, and online platforms enhancing patients’ medical knowledge and understanding.

# Fast Facts for Healthcare Professionals

## The Medical Handbook Series

*Fast Facts* addresses knowledge gaps in healthcare, enabling a dialogue between healthcare professionals, patients, and other stakeholders from the healthcare ecosystem.



[karger.com/  
fastfacts](https://karger.com/fastfacts)



## Karger’s BMA Winning Medical Handbook Series

*Fast Facts for Healthcare Professionals* addresses knowledge gaps in healthcare through the provision of premium content with the aim to improve medical practice and promote health by communicating through a global network of medical practitioners and patients.



To give patients easy access to the information they need to understand their disease and treatment, *Fast Facts for Patients and Their Supporters* caters to these needs and pain points.

Since information is often easier to understand when presented in a patient’s native language, selected editions of *Fast Facts* are also available in Spanish, French, Italian, and German.



Free Access for individuals and institutions – Karger offers clinicians and patients unlimited access to the *Fast Facts* series free of charge.



[karger.com/bma](https://www.karger.com/bma)

For more information go to:  
[www.karger.com/fastfacts](https://www.karger.com/fastfacts)

## Educational Courses for Clinicians

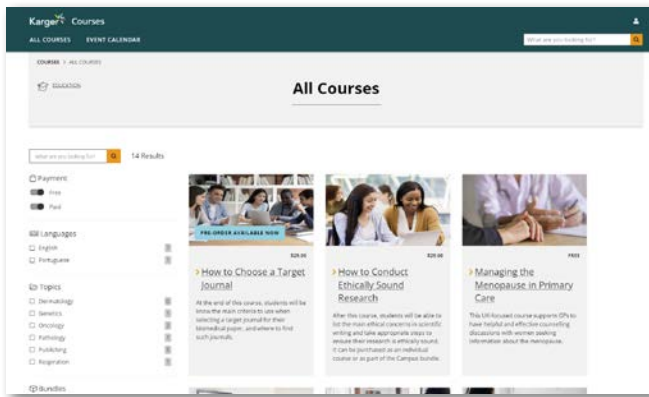
Building on the principles and success of the ever-popular *Fast Facts* handbook series, Karger now offers *Fast Facts* eLearning courses for clinicians.



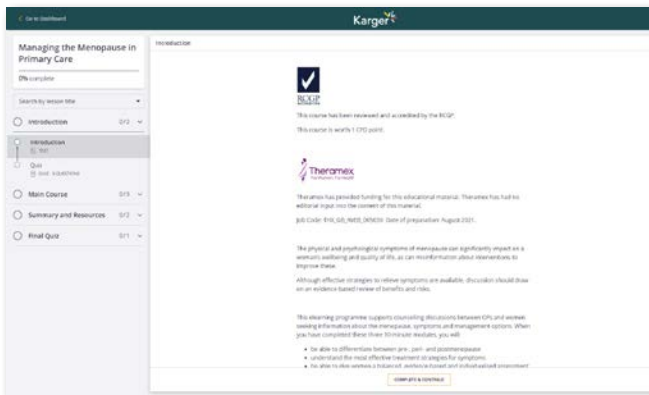
[courses.  
karger.com](https://courses.karger.com)

## Fast Facts eLearning

Our highly interactive course formats offer both clinicians and patients an engaging and enjoyable learning experience. Many of Karger's programs feature thought leader videos, interactive games and quizzes, plus downloadable takeaway resources, all presented in a responsive design to work across multiple device types.



A large proportion of Karger's clinician-focused programs have been certified for professional CME/CPD points, adding value for the busy practitioner. Karger partner with globally recognized institutions to review and accredit their courses to ensure the highest quality standards are met.



[courses.karger.com](https://courses.karger.com)

## Solutions for Institutions and Corporate Customers

Tailored solutions of *Fast Facts* are also available, making it possible for institutions or corporate customers to reach out to and engage with healthcare professionals and patients either worldwide or in a specific market.

*Fast Facts* can be used to interact with the full spectrum of the clinical community, both healthcare professionals and patients. Identified educational gaps can be addressed by commissioning customized resources tailored specifically to the institution's or corporate customer's target audience and strategy, or our excellent off-the-shelf products can be utilized.

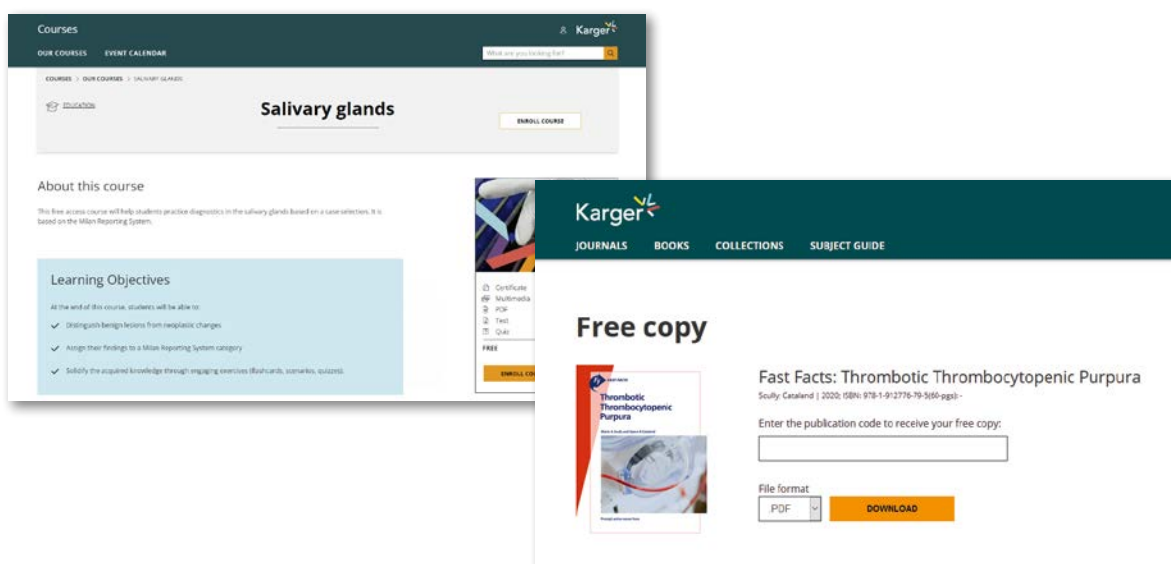
Karger's award-winning *Fast Facts* content can be delivered in both print and online, and in a range of format types to cater to the needs of a wide range of learners. These offerings include:

- **eLearning programs** with full interactive features, including audio, video, assessments, games, and even local CPD/CME accreditation
- **Printed publications** for distribution at live events or individually shipped to customers
- **eBook downloads** via a customized landing page perfect for virtual congresses, or via an institution's or corporate customer's own educational hub/website
- **Infographic summary sheets** available in print and PDF formats for digital use

As a truly global series *Fast Facts* content is authored by world experts and can be translated into any desired language(s).

Assistance with dissemination and reach is also available. Karger can support with distributing the content direct to its intended recipient. This can include direct distribution via Karger's extensive network or through specific audience generation tactics such as social media and marketing campaigns to ensure uptake and return on investment.

For more details visit our Industry services page [karger.com/Resources/industry-services](https://www.karger.com/Resources/industry-services) or please get in contact with our Industry & Society Markets team at Karger: [industry@karger.com](mailto:industry@karger.com)



## Fast Facts Subject Guide\*

### Cardiovascular System



- Cardiac Arrhythmias
- Heart Failure
- Hyperlipidemia

### Dermatology



- Acne
- Cutaneous T-cell Lymphoma
- Disorders of Hair and Scalp

### Endocrinology



- Familial Chylomicronemia Syndrome
- Type 1 Diabetes in Adults
- Type 2 Diabetes

### Gastroenterology



- Acute and Recurrent Pancreatitis
- Cholangiocarcinoma
- Complex Perianal Fistulas in Crohn's Disease
- Inflammatory Bowel Disease
- Pancreas and Biliary Tract Diseases

### General Medicine



- Biosimilars  
*Biosimilares*
- Gene Therapy
- Medical Statistics

### Hematology



- Acute Lymphoblastic Leukemia
- Acute Myeloid Leukemia
- Biosimilars in Hematology and Oncology
- Blastic Plasmacytoid Dendritic Cell Neoplasm
- Chronic Lymphocytic Leukemia
- Leukemia  
*Leucemia*
- Lymphoma
- Measurable Residual Disease
- Multiple Myeloma and Plasma Cell Dyscrasias
- Myelodysplastic Syndromes
- Myelofibrosis
- Myeloproliferative Neoplasms
- Peripheral T-cell Lymphoma
- Pyruvate Kinase Deficiency  
*Deficiencia de piruvato quinasa*  
*Deficit di piruvato chinasi*  
*Déficit en pyruvate kinase*  
*Pyruvatkinase-Mangel*
- Treatment-Free Remission in Chronic Myeloid Leukemia
- Thrombotic Thrombocytopenic Purpura

### Neurology and Neuroscience



- Chronic and Cancer Pain
- Dementia and Augmentative and Alternative Communication
- Diagnosing Amyotrophic Lateral Sclerosis
- Excessive Daytime Sleepiness Associated with Obstructive Sleep Apnea
- Multiple Sclerosis
- Perioperative Pain
- Psychosis in Parkinson's Disease
- Treatment Optimization of Motor Fluctuations in Parkinson's Disease  
*Optimización del tratamiento de las fluctuaciones motoras en la enfermedad de Parkinson*  
*Ottimizzazione del trattamento delle fluttuazioni motorie nella malattia di Parkinson*
- Recognizing Refractory Myasthenia Gravis

### Oncology



- Bladder Cancer
- CAR T-Cell Therapy
- CAR T-Cell Therapy in Diffuse Large B-Cell Lymphoma
- Clinical Trials in Oncology
- Comprehensive Genomic Profiling
- Glioblastoma
- Immuno-Oncology
- Managing immune-related Adverse Events in Oncology  
*Manejo de eventos adversos relacionados con el sistema inmunitario en oncología*
- Prostate Cancer

### Pneumology



- EGFR Exon 20 Insertion Mutations in NSCLC
- Non-Small-Cell Lung Cancer
- Respiratory Allergies

### Psychiatry and Psychology



- Depression

\*Access the respective book webpage by simply clicking on its title.

## Free Access to Fast Facts

### Women's and Children's Health



- Early Breast Cancer
- Postmenopausal Osteoporosis
- Ovarian Cancer  
*Ovarialkarzinom*

### Further Areas



- Kidney Itch
- Long-Chain Fatty Acid Oxidation Disorders  
*Distúrbios da oxidação dos ácidos graxos de cadeia longa*  
*Les troubles d'oxydation des acides gras à chaîne longue*
- Osteoarthritis

### Patients and Their Supporters

- Advanced Cutaneous Squamous Cell Carcinoma
- Asthma  
*Asma*
- Cholangiocarcinoma
- Inflammatory Bowel Disease  
*Enfermedad inflamatoria intestinal*
- Long-Chain Fatty Acid Oxidation Disorders  
*Distúrbios da oxidação dos ácidos graxos de cadeia longa*  
*Les troubles d'oxydation des acides gras à chaîne longue*
- Menopause
- Metastatic Prostate Cancer
- Pyruvate Kinase Deficiency  
*Deficiencia de piruvato quinasa*  
*Deficit di piruvato chinasi*  
*Le déficit en pyruvate kinase*  
*Pyruvatkinase-Mangel*
- Thrombotic Thrombocytopenic Purpura
- Waldenström Macroglobulinemia

All *Fast Facts* are accessible free of charge as eBooks. If you would like to get free access, please contact [orders@karger.com](mailto:orders@karger.com) and provide the following information:

- Name of the institution
- Address of the institution
- Main person of contact
- E-Mail Address
- IP range

or use the form at [www.karger.com/fastfacts](http://www.karger.com/fastfacts)

Individuals can register for free by creating a MyKarger account:  
[www.karger.com/MyKarger/Login](http://www.karger.com/MyKarger/Login)

## Print Prices for Fast Facts Titles

### FAST FACTS FOR HEALTHCARE PROFESSIONALS

#### Soft cover\*:

CHF 25.00 / EUR 18.00 / USD 25.00

### FAST FACTS FOR PATIENTS AND THEIR SUPPORTERS

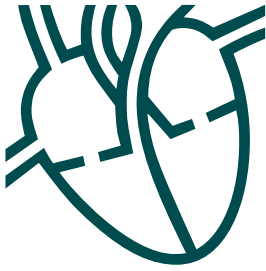
#### Soft cover\*:

CHF 10.00 / EUR 7.00 / USD 9.00

\* Prices subject to change, VAT not included.

EUR price for eurozone countries, USD price for USA and Latin America only.






# Cardiovascular System



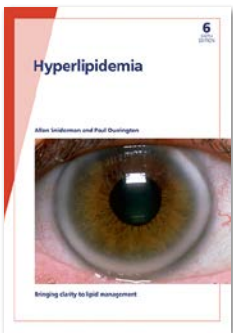
Detailed information for titles 2017–2022  
For a complete overview of *Fast Facts* titles please visit [karger.com/fastfacts](https://www.karger.com/fastfacts)



**Fast Facts: Heart Failure**  
3rd edition

**Authors:** Korczyk, D.; Kaye, G.  
210 p., soft cover, 2022  
**ISBN** 978–3–318–06988–4  
**e-ISBN** 978–3–318–06989–1

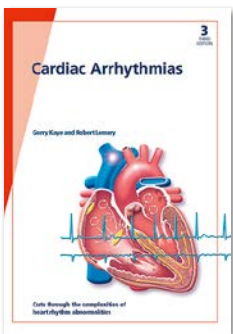
This new edition of *Fast Facts: Heart Failure* starts with the definitions of Heart Failure (HF), provides the latest thinking on mechanisms and clinical stages, underlying causes and the assessment and management of comorbidities. The chapters focus on diagnostic criteria, the importance of self-care education and healthy lifestyle, the latest recommendations for pharmacological treatment, device therapy and cardiac surgery from international guidelines and the ongoing innovation in this rapidly moving field.



**Fast Facts: Hyperlipidemia**  
6th edition

**Authors:** Sniderman, A.;  
Durrington, P.  
166 p., 33 fig., 32 in color, 16 tab.,  
soft cover, 2021  
**ISBN** 978–3–318–06786–6  
**e-ISBN** 978–3–318–06787–3

*Fast Facts: Hyperlipidemia* is a crisp and accurate summary of lipid disorders, with clear language and illustrations. Directed at a broad range of healthcare professionals, from primary care physicians to specialists, this updated sixth edition addresses the importance of considering lipoprotein particles, not just their lipids. The renowned authors, acknowledging the confusion surrounding the place of statins, carefully unpick clinical trial evidence and discuss guideline recommendations. The result is a clear and logical approach to the management of hyperlipidemia.



**Fast Facts: Cardiac Arrhythmias**  
3rd edition

**Authors:** Kaye, G.; Lemery, R.  
184 p., 48 fig., 48 in color, 32 tab.,  
soft cover, 2018  
**ISBN** 978–1–910797–36–5  
**e-ISBN** 978–1–912776–14–6

A highly readable handbook that cuts through the complexities of heart rhythm abnormalities. It includes recent pharmacological advances, such as the gradual replacement of warfarin anticoagulation with direct oral anticoagulants, and technological advances, such as the use of smartphone and smartwatch systems to record heart rhythms, and the latest thinking on catheter and surgical ablation.

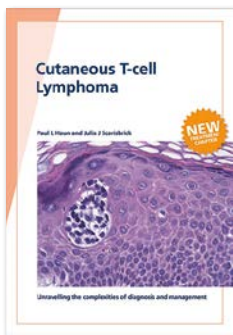


# Dermatology



Detailed information for titles 2017–2022


For a complete overview of *Fast Facts* titles please visit [karger.com/fastfacts](https://www.karger.com/fastfacts)



## **Fast Facts: Cutaneous T-cell Lymphoma**

**Authors:** Haun, P.L.; Scarisbrick, J.J.  
112 p., 74 fig., 74 in color, 13 tab., soft cover, 2019  
**ISBN** 978–1–912776–30–6  
**e-ISBN** 978–1–912776–31–3

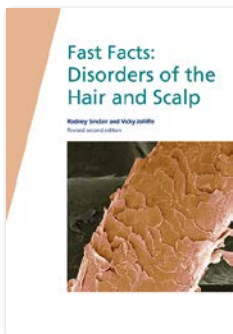
*Fast Facts: Cutaneous T-cell Lymphoma* is designed to help primary care providers, dermatologists, and oncologists to communicate effectively with pathologists in the diagnosis of this chronic condition, aided by over 100 superb clinical and pathological images, and to provide tailored long-term care for their patients. This concise, practical handbook will ensure clear communication with respect to the clinical presentation, histopathology, immunophenotyping and treatment of early and advanced mycosis fungoides and its variants, Sézary syndrome and other non-mycosis fungoides CTCLs.



## **Fast Facts: Acne**

2nd edition  
**Authors:** Layton, A.M.; Thiboutot, D.; Bettoli, V.  
104 p., 43 fig., 43 in color, soft cover, 2016  
**ISBN** 978–1–908541–89–5  
**e-ISBN** 978–1–908541–90–1


Acne is one of the ten most common diseases worldwide and is the inflammatory skin disease seen most frequently by community physicians and dermatologists. This fully updated edition provides a concise overview of the clinical features of acne, reviews available treatments – including their respective modes of action and potential adverse events – and advises on treatment selection with the implicit goal of minimizing the physical and emotional scarring associated with this challenging disease.



## **Fast Facts: Disorders of Hair and Scalp**

**Authors:** Sinclair, R.; Jolliffe, V.  
136 p., 65 fig., soft cover, 2013  
**ISBN** 978–1–908541–37–6  
**e-ISBN** 978–1–908541–49–9

Hair is inextricably linked with an individual's sense of worth, personal style and self-confidence. If this is overlooked by clinicians, patients presenting with hair disorders may feel undertreated and underappreciated. 'Fast Facts: Disorders of the Hair and Scalp' is a practical resource that will help healthcare professionals diagnose a wide range of hair and scalp disorders (including different types of hair loss), perform further investigations and, where appropriate, provide treatment options.



# Endocrinology



Detailed information for titles 2017–2022

For a complete overview of *Fast Facts* titles please visit [karger.com/fastfacts](https://karger.com/fastfacts)



## Fast Facts: Familial Chylomicronemia Syndrome

**Authors:** Davidson, M.H.; Benes, L.; Wierzbicki, A.S.  
66 p., 9 fig., 9 in color, 9 tab., soft cover, 2021  
**ISBN** 978–3–318–06984–6  
**e-ISBN** 978–3–318–06985–3


Familial chylomicronemia syndrome (FCS) is an ultra-rare genetic disorder characterized by the abnormal build-up of chylomicrons, the largest type of lipoprotein, which transport dietary fat from the gut to the rest of the body. This resource is intended to raise awareness of FCS among all members of the healthcare team who meet patients with FCS, with the aim of earlier diagnosis and management, thus preventing some of the more devastating physical, neurological and cognitive symptoms of the disorder.



## Fast Facts: Type 1 Diabetes in Adults

**Authors:** Zaidi, R.; Weston, P.; Brake, J.  
126 p., soft cover, 2021  
**ISBN** 978–3–318–07000–2  
**e-ISBN** 978–3–318–06916–7

Fast Facts: Type 1 Diabetes in Adults provides a practical overview of this chronic autoimmune condition. Written by and for health professionals working in primary care, this colourful and accessible handbook highlights important practice points that cover the identification and management of adults with type 1 diabetes, the prevention and treatment of complications, advances in technology and future treatments. An indispensable read for anyone wanting to get up to speed with best practice in primary care.



## Fast Facts: Type 2 Diabetes

**Authors:** Brown P.; Hanif, W.  
128 p., 17 fig., 17 in color, soft cover, 2020  
**ISBN** 978–1–912776–33–7  
**e-ISBN** 978–1–912776–34–4

In the UK at the time of writing, 3.7 million people have been diagnosed with diabetes (90% of whom have type 2 diabetes); around 1 million people may remain undiagnosed. This practical guide is packed with information on diagnosis, prevention strategies, self-management and the lowering of blood glucose, with handy practice points and warning boxes. In addition, there are individual chapters on common complications of type 2 diabetes: hypertension and dyslipidemia, microvascular and macrovascular complications.




# Gastroenterology



Detailed information for titles 2017–2022


For a complete overview of *Fast Facts* titles please visit [karger.com/fastfacts](https://karger.com/fastfacts)



## **Fast Facts: Cholangiocarcinoma**

**Authors:** Shroff, R.T.; Braconi, C.  
48 p., 6 fig., 3 in color, 9 tab., PDF,  
2021  
**e-ISBN** 978–3–318–06810–8

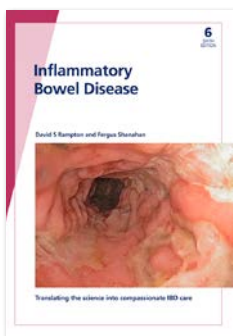
Cholangiocarcinomas (CCAs) are a group of heterogeneous tumors that have traditionally had poor prognoses. Despite being rare, the global incidence of CCA has increased dramatically over the last few decades. This compact yet comprehensive review of CCA serves as a guide for physicians, oncologists, allied health professionals, scientists, patients and caregivers to update their knowledge of the most recent clinical developments and most promising areas of research.



## **Fast Facts: Complex Perianal Fistulas in Crohn's Disease**

**Authors:** Warusavitarne, J.;  
Kotze, P.G.  
86 p., 29 fig., 28 in color, 7 tab.,  
soft cover, 2021  
**ISBN** 978–3–318–06815–3  
**e-ISBN** 978–3–318–06816–0

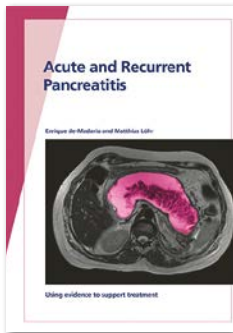
Over the course of their Crohn's disease, up to half of affected individuals will develop a perianal penetrating complication (either perianal fistula or abscess). Symptoms can be debilitating, and the impact on quality of life significant. The intention throughout this disease state overview is to emphasize the importance of 'joined-up thinking' when caring for patients. Adopting a multidisciplinary approach is needed to achieve the best outcomes.



## **Fast Facts: Inflammatory Bowel Disease** 6th edition


**Authors:** Rampton, D.S.;  
Shanahan, F.  
176 p., 33 fig., 10 in color, 43 tab.,  
soft cover, 2021  
**ISBN** 978–3–318–06655-5  
**e-ISBN** 978–3–318–06656-2

Inflammatory bowel disease (IBD) comprises two idiopathic chronic relapsing and remitting inflammatory disorders of the gastrointestinal tract: ulcerative colitis and Crohn's disease. Understanding of the etiopathogenesis of IBD, and how best to treat it, continues to advance rapidly and has led to the need for this new edition. This book is aimed at non-specialist doctors (particularly primary care providers and hospital doctors in training), nurses and other professionals involved in the care of patients with IBD.

**Fast Facts: Acute and Recurrent Pancreatitis**

**Authors:** de-Madaria, E.; Löhner, M.  
90 p., 18 fig., 9 in color, 11 tab.,  
soft cover, 2020  
**ISBN** 978-3-318-06624-1  
**e-ISBN** 978-3-318-06625-8

Although most patients with acute pancreatitis (AP) will experience an uneventful disease course, those that develop moderate-to-severe AP can be challenging to manage. Rapid recognition, accurate diagnosis and prediction of severity, together with appropriate treatment, are therefore key in achieving the best outcomes for patients and for preventing subsequent episodes of AP. Written by two pancreatologists with extensive experience of managing patients with AP as well as in clinical research, *Fast Facts: Acute and Recurrent Pancreatitis* provides a comprehensive, evidence-based guide.

**Fast Facts: Pancreas and Biliary Tract Diseases**  
2nd edition

**Authors:** Bhutani, M.S.;  
Vilman, P.; Saftoiu, A.  
150 p., 47 fig., 47 in color,  
soft cover, 2017  
**ISBN** 978-1-908541-94-9  
**e-ISBN** 978-1-910797-41-9

Pancreaticobiliary diseases are extremely common, and all primary care staff will encounter patients with diseases of the pancreas and biliary tract. Rapid differentiation, diagnosis, treatment and/or referral to a specialist must be made to avoid serious life-threatening consequences. This book provides a clear and concise guide to the diagnosis and management of these diseases. It is an invaluable resource for healthcare professionals faced with the challenge of caring for patients with diseases of the pancreas and biliary tract.




## General Medicine



Detailed information for titles 2017–2022


For a complete overview of *Fast Facts* titles please visit [karger.com/fastfacts](https://www.karger.com/fastfacts)



### **Fast Facts: Gene Therapy**

**Authors:** Herzog, R.W.; Popplewell, L.  
104 p., 18 fig., 18 in color,  
11 tab., soft cover, 2020  
**ISBN** 978–3–318–06666–1  
**e-ISBN** 978–3–318–06667–8


Gene therapy has emerged as an exciting therapeutic route for diseases that have no other treatments. It presents the opportunity to save the lives of patients for whom there is no other hope, and replace suboptimal treatments with lasting cures. *Fast Facts: Gene Therapy* provides a succinct and accessible overview of the current status of this area of medicine, covering techniques, vectors and examples of disease for which gene therapy is already proving beneficial and those in which it shows promise for the future.



### **Fast Facts: Medical Statistics**

**Authors:** Kay, R.  
108 p., 32 fig., 26 in color, 9 tab.,  
soft cover, 2020  
**ISBN** 978–1–912776–67–2  
**e-ISBN** 978–1–912776–68–9

Using real examples from oncology trials, but keeping it simple, this concise resource explains the basic principles of medical statistics so that you can better appraise clinical trial results. *Fast Facts: Medical Statistics* is aimed at all clinicians, clinical scientists, medical writers and regulatory personnel who need a better understanding of the statistical terms and methods used in the planning of studies and the analysis of clinical trial data.



### **Fast Facts: Biosimilars**

**Authors:** Cornes, P.; Bennett, D.J.  
70 p., 12 fig., 12 in color,  
soft cover, 2018  
**ISBN** 978–1–910797–67–9  
**e-ISBN** 978–1–910797–68–6

Biosimilars have been in clinical use for more than 10 years, and evidence from more than 700 million patient-days' exposure shows that approved biosimilars can be used as safely and effectively as their originator biologics. Yet concerns about these drugs persist, particularly in therapy areas where they are recent additions to the formulary. *Fast Facts: Biosimilars* provides a comprehensive yet concise explanation of biosimilars: what they are, how they are regulated, and how they are used in clinical practice.






# Hematology



Detailed information for titles 2017–2022


For a complete overview of *Fast Facts* titles please visit [karger.com/fastfacts](https://karger.com/fastfacts)



## Fast Facts: Acute Lymphoblastic Leukemia

**Authors:** Patel, B.S.; Castleton, A.Z.; Austin, M.J.  
106 p., soft cover, 2022  
**ISBN** 978–3–318–06977–8  
**e-ISBN** 978–3–318–06978–5

Acute lymphoblastic leukemia (ALL) is the most diagnosed childhood cancer worldwide. This concise book covers the epidemiology, etiology, diagnosis, classification of ALL and the measurement of minimal residual disease to determine prognosis. It provides guidance on frontline therapies and the treatment of relapsed and refractory ALL, including the use of newer targeted agents and the role of allogeneic stem cell transplantation. It also considers the approaches and refinements that are in development for ALL.



## Fast Facts: Chronic Lymphocytic Leukemia

**Authors:** Eyre, T.A.; Jasani, P.; Roeker, L.E.  
72 p., 8 fig., 8 in color, 8 tab., soft cover, 2022  
**ISBN** 978–3–318–06973–0  
**e-ISBN** 978–3–318–06974–7

Chronic lymphocytic leukemia (CLL) is the most diagnosed leukemia in the Western world, accounting for approximately 25% of all new leukemia diagnoses. *Fast Facts: Chronic Lymphocytic Leukemia* covers the epidemiology, etiology, diagnosis and staging of the disease, and the molecular and genetic aspects that underpin treatment and prognosis. It provides an overview of treatment options, with particular focus on the novel targeted agents that have overcome many adverse prognostic factors, improving overall survival.




## Fast Facts: Leukemia

2nd edition


**Authors:** Loke, J.; Kansagra, A.J.  
136 p., 22 fig., 22 in color, 24 tab., soft cover, 2022  
**ISBN** 978–3–318–06996–9  
**e-ISBN** 978–3–318–06949–5

This revised and updated second edition addresses the causes and risk factors for each subtype of leukemia, the initial and confirmatory diagnostic tests, and the latest treatment options. This comprehensive resource for physician assistants, nurses, primary care providers, oncology nurses, trainees and pharmacists, will help the non-specialist and those in training to identify leukemia and provide an understanding of the pathology and genetic basis of the disease, treatment, and effective approaches to care.

**Fast Facts: Myelofibrosis**


**Authors:** McLornan, D.; Harrison, C.N.;  
100 p., 17 fig., 17 in color, 16 tab.,  
soft cover, 2022  
**ISBN** 978-3-318-07080-4  
**e-ISBN** 978-3-318-07109-2

Myelofibrosis is a myeloproliferative neoplasm that has markedly heterogeneous features. *Fast Facts: Myelofibrosis* is written for health professionals by two leading experts in the field, and provides up-to-date guidance on its accurate diagnosis, risk stratification and management. It also provides key insights into the molecular biology underpinning the disease. This handbook is an indispensable read for anyone wanting to get up to speed with best practice in the diagnosis and care of people with myelofibrosis.

**Fast Facts: Blastic Plasmacytoid Dendritic Cell Neoplasm**

**Authors:** Deconinck, E.; Lane, A.A.; Pemmaraju, N.; Garnache Ottou, F.  
52 p., 8 fig., 7 in color, 6 tab., PDF,  
2021  
**e-ISBN** 978-3-318-06807-8

Blastic plasmacytoid dendritic cell neoplasm (BPDCN) is a rare fast-growing hematodermic neoplasm. BPDCN has been reclassified as a myeloid neoplasm and there is greater understanding of the disease, including a new diagnostic test that makes prompt diagnosis possible and a new targeted therapy that, so far, has been shown to at least double survival. This resource will bring hematologists, oncologists, dermatologists, pathologists, clinical nurse specialists and trainees up to speed on the latest developments in this field.

**Fast Facts: Myelodysplastic Syndromes**

**Authors:** Dyer, P.; Arellano, M.L.  
76 p., soft cover, 2021  
**ISBN** 978-3-318-06872-6  
**e-ISBN** 978-3-318-06873-3

Myelodysplastic syndromes (MDS) are a group of clonal myeloid blood disorders that affect older people. As the global population ages, the incidence of these disorders is increasing. As such, healthcare professionals need to be aware of MDS as a possible diagnosis and know how to identify those patients whose condition is most likely to transform to acute myeloid leukemia (AML). *Fast Facts: Myelodysplastic Syndromes* outlines the most appropriate management options for patients of different ages, together with an overview of the latest research.

**Fast Facts: Measurable Residual Disease**

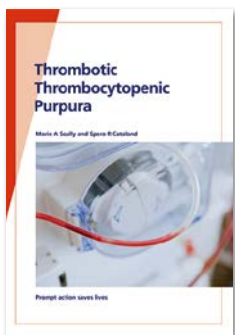
**Authors:** Loke, J.  
32 p., 4 fig., 4 in color,  
soft cover, 2020  
**ISBN** 978-3-318068-24-5  
**e-ISBN** 978-3-318068-25-2

Measurable residual disease (previously termed minimal residual disease) – or MRD – is the detection of disease beyond the levels of sensitivity afforded by conventional microscopy. It has an important predictive and prognostic role in guiding treatment decisions in patients with hematologic malignancies. Focusing on its use in acute myeloid and lymphoblastic leukemias, *Fast Facts: MRD* looks at the current role and supporting data for the use of MRD monitoring.

**Fast Facts: Treatment-Free Remission in Chronic Myeloid Leukemia**


**Authors:** Potluri, S.  
56 p., 6 fig., 6 in color,  
soft cover, 2020  
**ISBN** 978-3-318068-33-7  
**e-ISBN** 978-3-318068-34-4

Tyrosine kinase inhibitors have transformed the treatment of chronic myeloid leukemia (CML), from a cancer with a poor prognosis to one in which many patients can expect a normal lifespan. This concise *Fast Facts* title addresses whether TKI treatment can be stopped, how to monitor patients while off treatment, and how to intervene before a clinical relapse. It explains the concepts of molecular and hematologic relapse, the highly sensitive technologies that allow disease monitoring and how TFR is best managed in practice.

**Fast Facts: Thrombotic Thrombocytopenic Purpura**


**Authors:** Scully, M.A.;  
Cataland, S.R.  
60 p., 5 fig., 5 in color, 6 tab.,  
soft cover, 2020  
**ISBN** 978-1-912776-79-5  
**e-ISBN** 978-1-912776-80-1

This *Fast Facts* resource will provide the identified target audience with the knowledge and skills required to: recognize the urgency for a timely diagnosis to improve prognosis; understand the definitions and types of TTP (hereditary vs. acquired); recognize the clinical presentations of TTP; and understand the laboratory results for TTP testing and apply appropriate management strategies based on diagnosis.

**Fast Facts: Biosimilars in Hematology and Oncology**

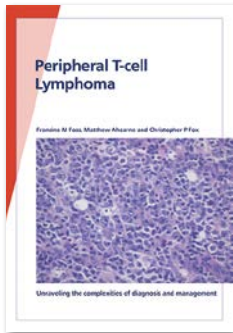
**Authors:** Cornes, P.; McBride, A.  
128 p., 17 fig., 16 in color, 27 tab.,  
soft cover, 2020  
**ISBN** 978-1-912776-21-4  
**e-ISBN** 978-1-912776-22-1

The rationale for biosimilar medicines is economic; the high costs of biologic medicine threaten the sustainability of healthcare in even the wealthiest of nations. The assessment of biosimilar medicines for use in oncology/hematology can, however, be challenging. *Fast Facts: Biosimilars in Hematology and Oncology* draws on up-to-date information in this fast-moving area of medicine to answer the FAQs that commonly arise around the use of biosimilars.

**Fast Facts: Myeloproliferative Neoplasms**

**Authors:** Mesa, R.A.;  
Harrison, C.N.  
120 p., 22 fig., 22 in color, 33 tab.,  
soft cover, 2019  
**ISBN** 978-1-910797-79-2  
**e-ISBN** 978-1-910797-80-8


The presentation of myeloproliferative neoplasms (MPNs) varies widely, and correct diagnosis and management is becoming more complex as understanding of the underlying molecular basis for these disorders emerges. Appropriate management is increasingly informed by accurate risk stratification based on cytogenetic and molecular markers, as well as the clinical presentation. This concise handbook is invaluable reading for all clinicians wanting to understand and overcome the everyday and rarer challenges associated with MPN.



### **Fast Facts: Peripheral T-cell Lymphoma**

**Authors:** Foss, F.; Ahearne, M.; Fox, C.P  
102 p., 18 fig., 18 in color, 21 tab., soft cover, 2019  
**ISBN** 978-1-912776-18-4  
**e-ISBN** 978-1-912776-19-1

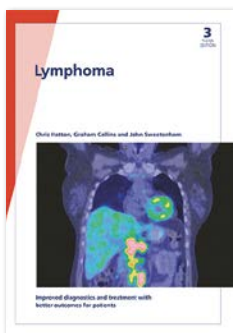
*Fast Facts: Peripheral T-cell Lymphoma* is a new title in the *Fast Facts* extensive hemato-oncology library, written by experts in this emerging field. This handbook will be useful to anyone involved in the care of patients with PTCL, including hematologists, oncologists, specialist nurses and primary care providers, raising awareness of these rare lymphomas and the current – and emerging – approaches to diagnosis and treatment.



### **Fast Facts: Acute Myeloid Leukemia**

**Authors:** Blum, W.; Mathews, V.  
82 p., 13 fig., 13 in color, soft cover, 2018  
**ISBN** 978-1-910797-59-4  
**e-ISBN** 978-1-910797-60-0


A comprehensive yet concise foundation for understanding AML: from basic epidemiology, diagnosis, classification and the current “standard” treatment, through to recent advances in our understanding of the cytogenetic and molecular underpinnings of the disease, such as the IDH2 mutation, and the future for tailored therapy. This highly readable resource offers a thorough grounding in our evolving understanding of AML and its treatment.



### **Fast Facts: Lymphoma** 3rd edition

**Authors:** Hatton, C.; Collins, G.; Sweetenham, J.  
160 p., 78 fig., 78 in color, 37 tab., soft cover, 2018  
**ISBN** 978-1-910797-94-5  
**e-ISBN** 978-1-910797-95-2

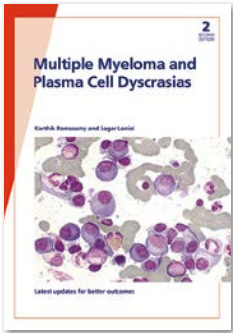
Hodgkin lymphoma and the many different subtypes of non-Hodgkin lymphoma have different responses to treatment, so accurate diagnosis and a rational approach to management are essential. Here, the most important aspects of the diagnosis and management of these complex disorders are distilled into a highly accessible well-illustrated summary of the key facts, written from an international perspective. It is a valuable resource for trainee doctors and specialist nurses working in the field of hemato-oncology.



### **Fast Facts: Pyruvate Kinase Deficiency**

**Authors:** Glader, B.; Barcellini, W.; Grace, R.  
64 p., 11 fig., 11 in color, 8 tab., soft cover, 2018  
**ISBN** 978-1-910797-88-4  
**e-ISBN** 978-1-910797-89-1

Pyruvate kinase deficiency is a rare inherited enzyme disorder that affects the glycolytic pathway used by red blood cells to generate energy, manifesting as hemolytic anemia. Written by experts in the field, this refreshingly readable resource is a comprehensive introduction to the condition that includes details of the underlying defect, its mode of inheritance and how it manifests. It covers the fundamentals of diagnosis and how to differentiate PK deficiency from a heterogeneous group of hemolytic disorders, and provides invaluable information on monitoring and management.



**Fast Facts: Multiple Myeloma and Plasma Cell Dyscrasias**

2nd edition

**Authors:** Ramasamy, K.; Lonial, S.

156 p., 24 fig., 24 in color,  
soft cover, 2017

**ISBN** 978-1-910797-33-4

**e-ISBN** 978-1-910797-38-9

A comprehensive overview of multiple myeloma and other plasma cell dyscrasias, from bench to bedside, presenting the pathogenesis, diagnosis and treatment in the context of daily clinical practice. From the latest advances in diagnostic tests and imaging, including cytogenetics and genetic profiling, to new lenalidomide- and bortezomib-based regimens, second-generation proteasome inhibitors and monoclonal antibody treatments, this highly readable resource is essential reading for anyone wanting to keep abreast of current knowledge in this area.




# Neurology and Neuroscience



Detailed information for titles 2017–2022


For a complete overview of *Fast Facts* titles please visit [karger.com/fastfacts](https://www.karger.com/fastfacts)



## Fast Facts: Dementia and Augmentative and Alternative Communication

**Authors:** Murray, J.; Dada, S.; May, A.  
126 p., 15 fig., 14 in color, 3 tab., soft cover, 2022  
**ISBN** 978–3–318–07084–2  
**e-ISBN** 978–3–318–07162–7

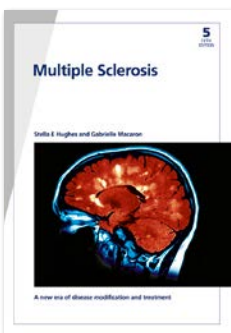
This book offers insights into the impact of dementia on an individual's communication interactions and how augmentative and alternative communication (AAC) strategies can enhance these interactions. The text sets the scene for understanding the nature of dementia and its impact particularly on an individual's social and emotional life and their language and communication; it introduces AAC and what it offers as a set of techniques to support and maintain conversational autonomy in those living with dementia.



## Fast Facts: Excessive Daytime Sleepiness Associated with Obstructive Sleep Apnea

**Authors:** McNicholas, W.T.; Kaltweit, U.; Lammers, G.J.; Steier, J.  
60 p., 7 fig., 7 in color, 8 tab., soft cover, 2022  
**ISBN** 978–3–318–02379–4  
**e-ISBN** 978–3–318–07132–0

Excessive daily sleepiness associated with obstructive sleep apnea is a multifaceted complaint that usually involves disabling symptoms. 'Fast Facts: Excessive Daily Sleepiness Associated with Obstructive Sleep Apnea' discusses the difficulties in formulating a single definition of excessive daily sleepiness that appropriately considers the experiences and features of daytime sleepiness, alongside an up-to-date overview of how to accurately assess patients and ensure effective management and support.




## Fast Facts: Multiple Sclerosis

5th edition

**Authors:** Hughes, S.E.; Macaron, G.  
164 p., 37 fig., 28 in color, 27 tab., soft cover, 2021  
**ISBN** 978–3–318–06797–2  
**e-ISBN** 978–3–318–06799–6

Multiple sclerosis (MS) is a leading cause of disability in young adults, carrying a considerable individual and societal economic burden. The development of disease-modifying therapies and updates to diagnostic criteria are leading us into a new era for MS management, both in the earliest disease phases and progressive MS. *Fast Facts: Multiple Sclerosis*, presents the latest on disease-modifying therapies and other potential treatments. Given the need for multidisciplinary approach, this resource will be of benefit for all health professionals involved in MS care.

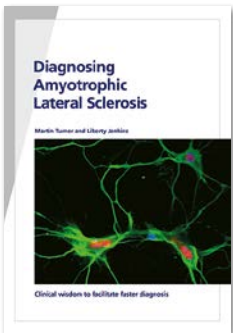


**Fast Facts: Perioperative Pain**

**Authors:** Brown, M.; Peperzak, K.  
104 p., 14 fig., 14 in color, 12 tab.,  
soft cover, 2021

**ISBN** 978-3-318-06877-1  
**e-ISBN** 978-3-318-06879-5


The populations clinicians serve are rapidly changing and, when considered in combination with socioeconomic issues, it is clear that the challenges of providing a high-quality perioperative experience are extensive. *Fast Facts: Perioperative Pain* provides a succinct and accessible guide for all multidisciplinary team members, covering the complete surgical journey from the preoperative assessment phase through to postoperative management, including persistent postsurgical pain.

**Fast Facts: Diagnosing Amyotrophic Lateral Sclerosis**

**Authors:** Turner, M.; Jenkins, L.  
104 p., 22 fig., 19 in color, 11 tab.,  
soft cover, 2019

**ISBN** 978-1-912776-11-5  
**e-ISBN** 978-1-912776-12-2


This book will allow the clinician to more confidently confirm or exclude a diagnosis of ALS, so that individuals facing this most challenging of conditions can receive rapid multidisciplinary support to maximize the quality of their remaining life. Improved diagnostic confidence means that the therapies in laboratory development today will be applied as early in the disease course as possible to the ALS cases of the future.

**Fast Facts: Treatment Optimization of Motor Fluctuations in Parkinson's Disease**

**Authors:** Stocchi, F.; Foltynie, T.  
48 p., 12 fig., 11 in color, 4 tab.,  
soft cover, 2019

**ISBN** 978-1-912776-24-5  
**e-ISBN** 978-1-912776-25-2


Although dopaminergic medication is the most effective treatment for patients with Parkinson's disease (PD), its long-term use is associated with debilitating motor fluctuations. This concise resource will increase readers' awareness of: the different types of motor fluctuation, why they occur and how to recognize them; the drugs that can be added to levodopa to reduce fluctuations; advanced and emerging therapies that will help to improve outcomes.

**Fast Facts: Psychosis in Parkinson's Disease**

**Authors:** Friedman, J.H.;  
Ballard, C.  
76 p., 2 fig., 1 in color, 7 tab.,  
soft cover, 2019


**ISBN** 978-1-912776-27-6  
**e-ISBN** 978-1-912776-28-3

Psychosis affects nearly 50% of patients with Parkinson's disease (PD). It is a major therapeutic challenge, as a balance needs to be found between the PD medications that can exacerbate psychotic symptoms and the antipsychotics that may worsen motor function. Focusing on the most common side effects of PD medications, namely visual hallucinations and delusions, this highly readable handbook will increase readers' awareness of the various presentations of psychosis in PD, modifiable risk factors and prescribing that balances the benefits and potential harms.

**Fast Facts: Recognizing Refractory Myasthenia Gravis**

**Authors:** Silvestri, N.J.;  
Palace, J.A.  
46 p., 9 fig., 9 in color,  
soft cover, 2018  
**ISBN** 978-1-910797-53-2  
**e-ISBN** 978-1-910797-54-9

Myasthenia gravis (MG) is a rare autoimmune disorder of the neuromuscular junction, characterized by muscle fatigability. This concise guide takes an in-depth look at the immune-mediated nature of MG, how the disease is classified, its clinical presentation and diagnostic work-up, and conventional management options. Importantly, it examines how patients with treatment-refractory MG present and the assessment tools that can be used to identify non-responders. It is useful reading for all healthcare professionals caring for patients with this rare disease.

**Fast Facts: Chronic and Cancer Pain**  
4th edition

**Authors:** Cousins, M.J.;  
Gallagher, R.M.  
192 p., 28 fig., soft cover, 2017  
**ISBN** 978-1-910797-35-8  
**e-ISBN** 978-1-910797-48-8

Written by two internationally renowned experts in the field, this highly readable resource is designed to bring busy healthcare professionals up to speed with the latest information in this area. With easy-to-read overviews of pain mechanisms, a practical approach to pain assessment, an overview of developments in stepped care and multimodal management, and the latest thinking on opioids, it is essential reading for all healthcare professionals at all levels wanting – and needing – to know more.

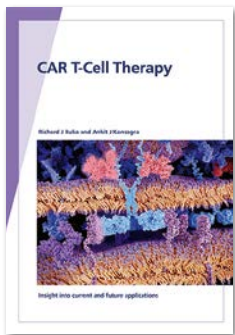


# Oncology



Detailed information for titles 2017–2022

For a complete overview of *Fast Facts* titles please visit [karger.com/fastfacts](https://www.karger.com/fastfacts)



## **Fast Facts: CAR T-Cell Therapy**

**Authors:** Buka, R.J.; Kansagra, A.J.  
72 p., 13 fig., 13 in color, 9 tab.,  
soft cover, 2021

**ISBN** 978–3–318–06741–5  
**e-ISBN** 978–3–318–06742–2

Chimeric antigen receptor (CAR) T-cells are genetically engineered immune cells that can seek out and destroy cancer cells. The results from their use in cancer immunotherapy have been very promising, but treatment is often associated with frequent, serious short-term toxicities. *Fast Facts: CAR T-Cell Therapy* explains what CAR T-cells are and how they were developed, discusses the results of clinical trials and the management of toxicities, and outlines future improvements and applications. It is ideal reading for any healthcare professional wanting to know more about this exciting therapeutic field.




## **Fast Facts: CAR T-Cell Therapy in Diffuse Large B-Cell Lymphoma**

**Authors:** Buka, R.J.; Moloney, D.  
94 p., 12 fig., 12 in color, 12 tab.,  
soft cover, 2021

**ISBN** 978–3–318–07024–8  
**e-ISBN** 978–3–318–06935–8

This handbook provides an overview of how CAR T cells work, current and emerging products and the results of clinical trials, and the key role of nurses in the education of, and communication with, patients and caregivers and the multidisciplinary delivery and coordination of CAR T-cell therapy.



## **Fast Facts: Clinical Trials in Oncology**

**Authors:** Hackshaw, A.; Stuart, G.C.E.  
120 p., 24 fig., 24 in color, 23 tab.,  
soft cover, 2021

**ISBN** 978–1–912776–73–3  
**e-ISBN** 978–1–912776–74–0


*Fast Facts: Clinical Trials in Oncology* will enhance the reader's ability to critically evaluate published evidence. Assuming little or no prior knowledge, the book sets out clearly the fundamental features of clinical trials. The key attributes of Phase I–III trials of pharmaceutical products are described, as are trials of surgical procedures, radiation therapy and advanced therapies. The processes and documentation required to set up and conduct a trial are outlined, and the authors describe how trial data and real-world evidence are used to improve care.



**Fast Facts: Immuno-Oncology**  
2nd edition

**Authors:** Clarke, S.; Li, B.T.  
126 p., 24 fig., 24 in color, 16 tab.,  
soft cover, 2021  
**ISBN** 978-3-318-06821-4  
**e-ISBN** 978-3-318-06822-1

The treatment of cancer has been revolutionized by therapies that modulate the immune system, with benefits for quality of life and survival. Standards of care have changed to reflect developments, but the area is moving fast. Keeping abreast of new therapies and trial data can be challenging. This second edition of *Fast Facts: Immuno-Oncology* takes you from the fundamentals of immunology through to the new concepts of immunoediting and immunotherapy and likely future directions.



**Fast Facts: Comprehensive Genomic Profiling**

**Authors:** Rapoport, B.L.;  
Troncone, G.; Schmitt, F.;  
Nayler, S.J.  
112 p., 17 fig., 17 in color, 13 tab.,  
soft cover, 2020  
**ISBN** 978-3-318-06818-4  
**e-ISBN** 978-3-318-06819-1

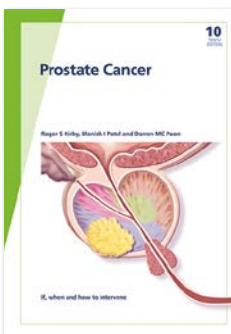
*Fast Facts: Comprehensive Genomic Profiling* provides a crash course in the science, methods and application of genomic profiling. Assuming only the most basic knowledge – or memory – of cell biology, the authors provide an overview of DNA and RNA biology and next-generation sequencing. Whether you need a primer or a refresher, this short colorful book demystifies this complex subject.



**Fast Facts: Glioblastoma**

**Authors:** McNamara, M.;  
Brandner, S.; Thust, S.C.  
76 p., 17 fig., 12 in color, 3 tab.,  
soft cover, 2020  
**ISBN** 978-1-912776-70-2  
**e-ISBN** 978-1-912776-71-9


Glioblastoma (also known as glioblastoma multiforme) is a malignant intrinsic tumor thought to arise from populations of stem/progenitor cells in the brain. It is the most common aggressive intrinsic brain tumor in adults, with the potential to spread rapidly within the brain. Patients with glioblastoma face a poor prognosis, with a median overall survival of approximately 15 months. However, our growing understanding of the molecular biology of gliomas means that this outlook may be improving.



**Fast Facts: Prostate Cancer**  
10th edition

**Authors:** Kirby, R. S.; Patel, M.I.;  
Poon, D.M.C.  
156 p., 36 fig., 36 in color, 30 tab.,  
soft cover, 2020  
**ISBN** 978-3-318-06587-9  
**e-ISBN** 978-3-318-06588-6

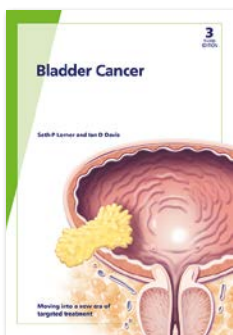
This is the tenth edition of this *Fast Facts* handbook since the first was published in 1996 – the many iterations are testament to the rapid changes in the field and steadily improving outlook for patients. As this book is concise, fully up to date and evidence based, we believe it is an ideal resource for those general urologists, primary care providers, specialist nurses, trainees and allied healthcare professionals who want to get quickly up to speed in this fast-moving and ever-expanding field.



**Fast Facts: Managing immune-related Adverse Events in Oncology**

**Authors:** Rapoport, B.L.; Westman, H.  
104 p., 9 fig., 9 in color, 29 tab., soft cover, 2019  
**ISBN** 978-1-912776-39-9  
**e-ISBN** 978-1-912776-40-5

Immunotherapeutic products, and immune checkpoint inhibitors in particular, are increasingly used in the management of malignancies, both as monotherapies and in combination. Adverse events tend to be mild to moderate, but they can be severe or even life-threatening. Prompt recognition and effective management are vital. *Fast Facts: Managing Immune-Related Adverse Events* is an accessible overview that brings together clear explanations and management summaries.



**Fast Facts: Bladder Cancer**  
3rd edition

**Authors:** Lerner, S. P.; Davis, I.D.  
96 p., 25 fig., 25 in color, soft cover, 2018  
**ISBN** 978-1-910797-64-8  
**e-ISBN** 978-1-910797-65-5

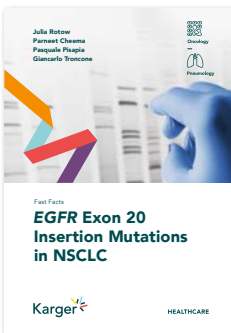
A concise guide that will be of value to all healthcare professionals involved in the detection and treatment of bladder cancer. As well as covering current standards for investigation, imaging and diagnosis, this practical resource brings a fresh perspective on the roles of drugs, surgery and radiation therapy at different stages of the disease, with guidance on when and how best to intervene. It is a comprehensive and current view of this complex disease that will enable informed discussions with patients.



# Pneumology



Detailed information for titles 2017–2022  
For a complete overview of *Fast Facts* titles  
please visit [karger.com/fastfacts](https://www.karger.com/fastfacts)



## Fast Facts: EGFR Exon 20 Insertion Mutations in NSCLC

**Authors:** Rotow, J.; Cheema, P.; Pisapia, P.; Troncone, G.  
60 p., 6 fig., 6 in color, 5 tab.,  
soft cover, 2022  
**ISBN** 978–3–318–07020–0  
**e-ISBN** 978–3–318–07136–8

EGFR mutations are the third most common mutation found in patients with advanced stage non-small-cell lung cancer (NSCLC). This volume is packed with updates on progress in the treatment of patients with NSCLC harboring EGFR ex20ins. It will be invaluable for oncologists, oncology nurses and trainees, and also pathologists who, with the continuing growth in precision medicine, are becoming an even more important member of the healthcare team for patients with this disease.




## Fast Facts: Non-Small-Cell Lung Cancer

2nd edition

**Authors:** O'Brien, M.; Besse, B.; Awad, M.M.  
146 p., soft cover, 2022  
**ISBN** 978–3–318–07010–1  
**e-ISBN** 978–3–318–07088–0

Despite an overall decrease in tobacco use, lung cancer (80–85% of which is non-small-cell lung cancer [NSCLC]) is still the leading cause of cancer death worldwide. Targeted therapies have significantly improved clinical outcomes and, for some patients, immunotherapy has demonstrated significant overall survival benefit. This guide is designed to bring you up to date with the latest developments and is important reading for all health professionals and medical trainees working in this fast-moving field.



## Fast Facts: Respiratory Allergies

**Authors:** Rimmer, J.; Thien, F.  
80 p., 34 fig., 32 in color, 13 tab.,  
soft cover, 2021  
**ISBN** 978–3–318–06800–9  
**e-ISBN** 978–3–318–06801–6


Allergic rhinitis, rhinoconjunctivitis and asthma are some of the most common presenting problems in clinical practice. While standard pharmacotherapy can control the symptoms of these respiratory allergies in most cases, accurate and specific diagnosis enables the implementation of allergen avoidance and allergen-specific immunotherapy. This handy, fast-reference resource is ideal for all primary care providers looking to reduce their patients' medication requirements and treatment side effects and ultimately improve their quality of life.



# Psychiatry and Psychology



Detailed information for titles 2017–2022  
For a complete overview of *Fast Facts* titles  
please visit [karger.com/fastfacts](https://www.karger.com/fastfacts)



**Fast Facts: Depression**  
4th edition

**Authors:** Haddad, M.; Boyce, P.  
136 p., 10 fig., soft cover, 2017  
**ISBN** 978–1–910797–52–5  
**e-ISBN** 978–1–910797–62–4

Clinicians face a wide range of presentations, and the challenge of delineating true depression from normal human responses to difficult situations; they then have to decide the best course of treatment. This practical handbook provides concise, clear descriptions of the features, identification and management of depression as well as the wider context of cause, prevention and cost. An ideal resource for healthcare professionals working in primary care and specialist medical centers.





## Women's and Children's Health



Detailed information for titles 2017–2022

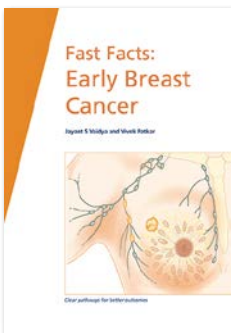
For a complete overview of *Fast Facts* titles please visit [karger.com/fastfacts](https://www.karger.com/fastfacts)



### Fast Facts: Postmenopausal Osteoporosis

**Authors:** Dennison, E.; Clynes, M  
62 p., 10 fig., 10 in color, 13 tab., soft cover, 2021  
**ISBN** 978–3–318–07023–1  
**e-ISBN** 978–3–318–06972–3

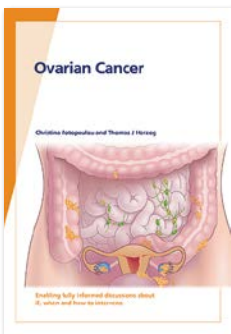
Fast Facts: Postmenopausal Osteoporosis provides an overview of current clinical guidelines and addresses the reasons cited for suboptimal fracture prevention. Finally, but importantly, best practice regarding patient support is described. This concise educational resource is ideal for any primary care practitioner involved in the diagnosis and treatment of patients with postmenopausal osteoporosis.



### Fast Facts: Early Breast Cancer

**Authors:** Vaidya, J.S.; Patkar, V.  
72 p., 10 fig., 10 in color, soft cover, 2017  
**ISBN** 978–1–910797–12–9  
**e-ISBN** 978–1–910797–25–9


A comprehensive overview of stage 0, I, II and IIIA disease, including the latest thinking on the risk of developing breast cancer and the value (or not) of screening, alongside the importance of clinical staging and triple assessment. Using clear diagnostic and management pathways, this practical resource covers the risks and benefits of neoadjuvant treatment, surgical and reconstruction options, the latest approach to radiotherapy, when and how to select the correct adjuvant therapy, and guidelines for follow-up and rehabilitation.



### Fast Facts: Ovarian Cancer

**Authors:** Fotopoulou, C.; Herzog, T.J.  
102 p., 25 fig., 25 in color, soft cover, 2017  
**ISBN** 978–1–910797–43–3  
**e-ISBN** 978–1–910797–50–1

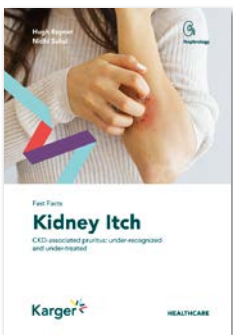
When it comes to detecting, diagnosing and treating women who have, or are suspected of having, ovarian cancer, there are significant opportunities for well-informed healthcare professionals to intervene in a meaningful way. Here, internationally renowned authors examine the areas that will have the biggest effect in clinical practice. They include the evidence for and against screening, the valuable role of genetic testing in identifying at-risk women, if and when to operate, strategies to overcome platinum resistance, and the impact of targeted therapies.



## Further Areas



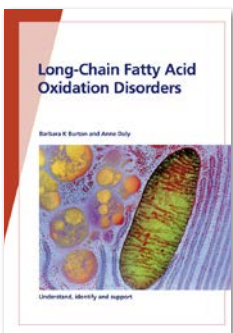
Detailed information for titles 2017–2022  
For a complete overview of *Fast Facts* titles please visit [karger.com/fastfacts](https://www.karger.com/fastfacts)



### **Fast Facts: Kidney Itch**

**Authors:** Rayner, H.; Sukul, N.  
72 p., 30 fig., 30 in color, 2 tab., soft cover, 2022  
**ISBN** 978–3–318–07074–3  
**e-ISBN** 978–3–318–06513–8

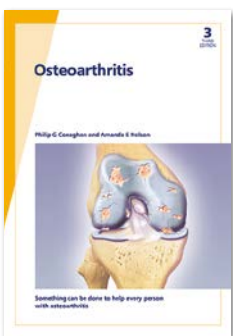
Even though kidney itch is common, it often goes undiagnosed, and when recognized, it is often inadequately treated or not treated at all. 'Fast Facts: Kidney Itch' describes the problem of kidney itch in detail, documents its impact on people's lives, reviews the current understanding of its pathophysiology, and then sets out an evidence-based approach to its assessment and management.



### **Fast Facts: Long-Chain Fatty Acid Oxidation Disorders**

**Authors:** Burton, B.K.; Daly, A.  
48 p., 9 fig., 9 in color, 6 tab., soft cover, 2021  
**ISBN** 978–3–318–06830–6  
**e-ISBN** 978–3–318–06831–3

Disorders affecting the oxidation of long-chain fatty acids are complex, potentially life-threatening, metabolic conditions. Newborn screening, which allows early intervention to prevent long-term morbidity, is not universally available. Even with screening, it is important that health professionals recognize the symptoms that may manifest at different stages of life. This concise guide to these rare conditions will be of value to all health professionals who may encounter or care for an individual with the disorder.



### **Fast Facts: Osteoarthritis** 3rd edition

**Authors:** Conaghan, P.G.; Nelson, A.E.  
112 p., 29 fig., 29 in color, soft cover, 2017  
**ISBN** 978–1–910797–56–3  
**e-ISBN** 978–1–910797–57–0

This highly accessible, practical resource is essential reading for all healthcare professionals who have ever felt unable to provide effective therapy for this disease, or who have encountered negative patient and community attitudes to joint pain. Starting from the premise that "something can be done to help every person with osteoarthritis," the authors provide expert advice on well-established diagnostic criteria and modern imaging modalities, updates on the genetics of the disease, and the latest practical treatment information, including intra-articular therapies.

# Fast Facts for Patients and Their Supporters

## The Medical Handbook Series

*Fast Facts for Patients* impart medical knowledge for patients and their supporters. Each issue is an indispensable resource that explains diagnosis and treatment of a certain condition. Text and illustrations are concise and easy to understand. The book series helps to facilitate meaningful discussions between patients and their consultants by offering reliable and relevant information.




[karger.com/  
fastfacts](https://karger.com/fastfacts)

# For Patients and Their Supporters




Detailed information for titles 2017–2022  
For a complete overview of *Fast Facts* titles please visit [karger.com/fastfacts](https://karger.com/fastfacts)



## Fast Facts for Patients: Thrombotic Thrombocytopenic Purpura

**Authors:** Scully, M.A.;  
Cataland, S.R.; Thomas, M.;  
Stubbs, M.  
32 p., 12 fig., 12 in color, 1 tab.,  
soft cover, 2022  
**ISBN** 978–3–318–07083–5  
**e-ISBN** 978–3–318–07055–2

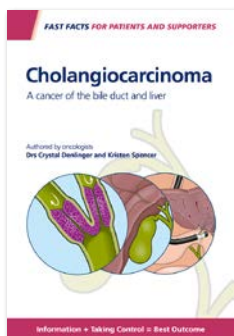
The menopause, and the time around menopause, can be a stage of life when many women experience symptoms ranging from mild to debilitating. Much can be done to help, including lifestyle changes, hormone replacement therapy (HRT) and treatments for individual symptoms. Written by specialists, reviewed by patients, and packed with practical tips, this second edition of *Fast Facts: Menopause for Patients* provides the information you need to have an informed discussion with your healthcare professional and help you choose how you want to manage your menopause transition.



## Fast Facts for Patients: Waldenström Macroglobulinemia

**Author:** D'Sa, S.  
48 p., 19 fig., soft cover, 2022  
**ISBN** 978–3–318–07018–7  
**e-ISBN** 978–3–318–07144–3


Waldenström macroglobulinemia (shortened to WM) is a rare blood cancer. WM usually progresses slowly; some people do not show symptoms for several years after diagnosis. A person who does not have symptoms usually does not need treatment, but active monitoring is essential so that treatment can be started as soon as it is needed. Although there is no cure for WM, different treatment options can keep the disease under control for many years in a lot of people. Eventually, the treatments tend to lose their effect. New therapies are being tested in clinical trials across the world, with promising results.



## Fast Facts for Patients and Supporters: Cholangiocarcinoma

**Authors:** Denlinger, C.; Spencer, K.  
48 p., 22 fig., 22 in color, 5 tab.,  
soft cover, 2021  
**ISBN** 978–3–318–06812–2  
**e-ISBN** 978–3–318–06814–6

Cholangiocarcinoma (bile duct cancer) is a cancer of the bile duct and liver. The location of the tumor within the liver/ bile duct and its size and spread to other areas of the body will determine the cancer treatment plan. Treatment options may include surgery, chemotherapy, radiotherapy, liver transplant, targeted therapies and clinical trials. This book aims to help patients understand their options, enabling informed decisions, in conjunction with their doctor and other members of the medical team, about their cancer treatment.



**Fast Facts for Patients:  
Long-Chain Fatty Acid Oxidation  
Disorders**

**Authors:** Burton, B.K.; Daly, A.  
24 p., 9 fig., 9 in color, 6 tab., soft  
cover, 2021

**ISBN** 978-3-318-06074-4  
**e-ISBN** 978-3-318-06957-0

Long-chain fatty acid oxidation disorders (LC-FAODs) are rare, inherited conditions. With an LC-FAOD, the body has trouble breaking down fat for energy, which can lead to symptoms such as low blood sugars, muscle pain/weakness, and heart problems. LC-FAODs are diagnosed by newborn screening or symptoms later in life. Management includes a specialized nutrition plan, and prevention of fasting, especially during illness. A person with an LC-FAOD can live a full, active and healthy life with lifestyle changes and close coordination with, and support from, an expert healthcare team.

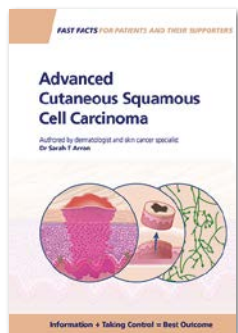


**Fast Facts for Women and  
Their Supporters: Menopause**  
2nd edition

**Authors:** Briggs, P.  
48 p., 16 fig., 16 in color, 3 tab.,  
soft cover, 2021

**ISBN** 978-3-318-07001-9  
**e-ISBN** 978-3-318-06958-7

The menopause, and the time around menopause, can be a stage of life when many women experience symptoms ranging from mild to debilitating. Much can be done to help, including lifestyle changes, hormone replacement therapy (HRT) and treatments for individual symptoms. Written by specialists, reviewed by patients, and packed with practical tips, this second edition of *Fast Facts: Menopause for Patients and Their Supporters* provides the information you need to have an informed discussion with your healthcare professional and help you choose how you want to manage your menopause transition.

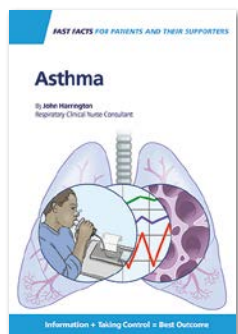


**Fast Facts for Patients  
and Their Supporters:  
Advanced Cutaneous  
Squamous Cell Carcinoma**

**Authors:** Arron, S.T.  
32 p., 17 fig., 17 in color, 6 tab.,  
soft cover, 2020

**ISBN** 978-1-912776-36-8  
**e-ISBN** 978-1-912776-37-5

*Fast Facts for Patients and Their Supporters: Advanced Cutaneous Squamous Cell Carcinoma* is for people who have or may have advanced cutaneous squamous cell carcinoma. It aims to help patients, and people close to them, understand the condition so they can have better discussions with the cancer team. Decisions about treatment and next steps are highly individual. They will depend on the site and features of the person's cancer as well as their general health. With its clear text and diagrams, this booklet can help the patient understand how the cancer develops and the tests and treatments that may be recommended.

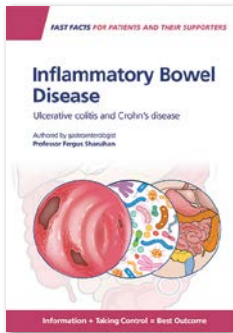


**Fast Facts for Patients and Their  
Supporters: Asthma**

**Authors:** Harrington, J.  
48 p., 23 fig., 23 in color, 8 tab.,  
soft cover, 2020

**ISBN** 978-1-912776-64-1  
**e-ISBN** 978-1-912776-65-8

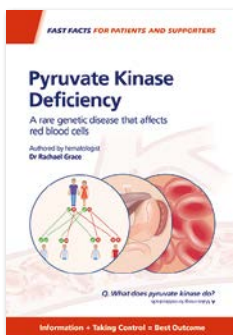
Asthma is a chronic (long-term) condition in which your airways become inflamed and swollen, often with too much mucus production. This reduces the amount of air flowing in and out of your lungs. The information in this guide for patients explains clearly, with the aid of numerous detailed color illustrations, the condition, its common symptoms and triggers, testing, medication and inhalers, and gives guidance on creating an Asthma Action Plan and the diagnosis and treatment of severe asthma.



### Fast Facts for Patients and Their Supporters: Inflammatory Bowel Disease

**Authors:** Shanahan, F.  
48 p., 24 fig., 24 in color, 12 tab.,  
soft cover, 2019  
**ISBN** 978-3-318-06541-1  
**e-ISBN** 978-3-318-06542-8

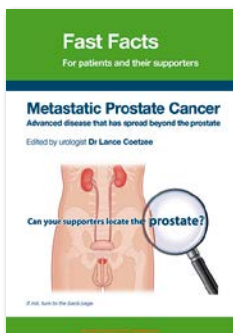
Inflammatory bowel disease (IBD) is in fact two long-term conditions – ulcerative colitis or Crohn's disease – that cause problems in the digestive system. No two patients with IBD have the same experience. How the disease progresses, the type of complications and the response to treatment all differ from person to person. The information in this booklet is designed to help you and your family better understand your IBD, its treatment and how you can help yourself.



### Fast Facts for Patients and Their Supporters: Pyruvate Kinase Deficiency

**Authors:** Grace, R.  
40 p., 15 fig., 15 in color, 6 tab.,  
soft cover, 2019  
**ISBN** 978-1-910797-91-4  
**e-ISBN** 978-1-910797-92-1

Pyruvate kinase deficiency is a rare genetic disease that causes red blood cells to break apart. Despite an ever-growing understanding of the disease, it remains unfamiliar to many healthcare professionals, and the information available to patients is limited. This superbly illustrated workbook is designed to help patients equip themselves with the best information about their condition to improve the conversations they have about it with their doctors and nurses.



### Fast Facts for Patients and Their Supporters: Metastatic Prostate Cancer

**Authors:** Coetzee, L.  
32 p., 15 fig., 15 in color,  
soft cover, 2017  
**ISBN** 978-1-910797-40-2  
**e-ISBN** 978-1-910797-87-7

This book is packed full of useful information that advanced prostate cancer patients need to consider. It is clearly set out and will be very helpful for all those going through treatment.

## Journals for Healthcare Professionals

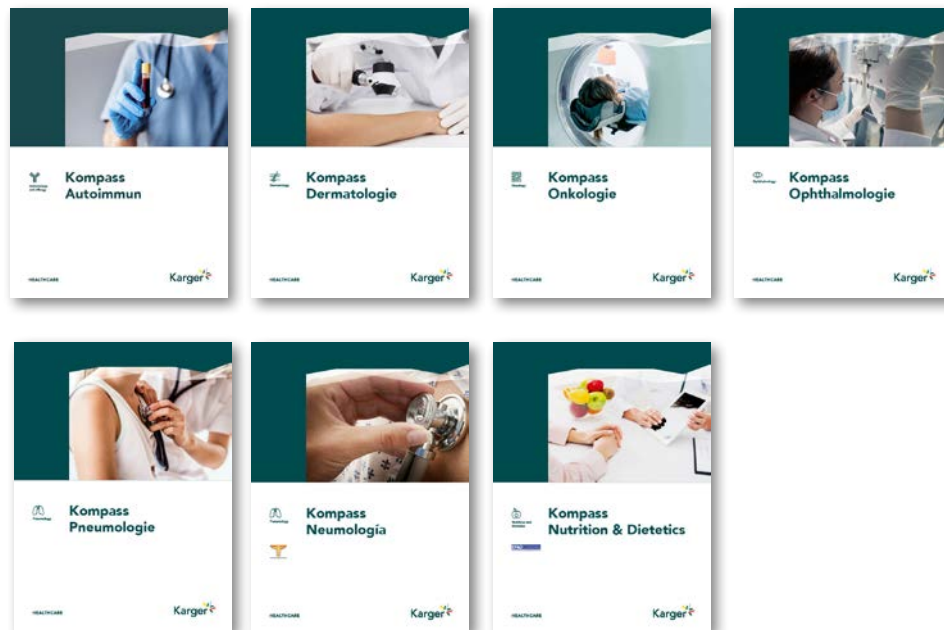
*Kompass* journals allow busy healthcare professionals to keep up to date with the latest medical research and to translate those findings into everyday medical practice.



[karger.com/  
kompass](https://karger.com/kompass)



The *Kompass* journal series helps bridge the gap between research and practice in subject areas such as oncology, pulmonology, and dermatology. It does this through a unique process called “knowledge transfer”. Renowned clinical specialists in their field write critical reviews of original articles, explaining clearly why they are relevant in daily medical practice – profound, clear, competent advice that can immediately be used to guide patient care.



The knowledge transfer process holds many benefits. For healthcare professionals, it saves time otherwise spent on reading and reviewing multiple research papers. For authors and editors, it allows them to transfer their medical knowledge and become a recognized voice in their specialism. For societies, it increases awareness of what is vital in their work and increases their in-house expertise. And for the wider healthcare industry, it presents a unique way to reach engaged, local clinicians and medical practitioners.

*Kompass* is a fast, accurate, and trustworthy way to update healthcare professionals on the research that matters most, in a format that works for them.



[karger.com/kthp](https://www.karger.com/kthp)

For more information go to:  
[www.karger.com/kompass](https://www.karger.com/kompass)

## Solutions for Societies and Industry

### SOCIETIES

For societies, the *Kompass* journals offer a great opportunity to collaborate with Karger. There are 3 options for collaboration with or in *Kompass* titles.

#### 1. Providing access to *Kompass* with an agreement:

The collaborating society allows Karger to give its members free access to a specific *Kompass* through the society's homepage (preferably in the member area) and/or the society grants Karger the permission to send print copies to its congresses/meetings (e.g., for display or as bag inserts). Hence, a society increases the added value for members by giving them access to a time-saving resource to keep themselves up-to-date, benefiting from the *Kompass* knowledge transfer.

#### 2. Establish *Kompass* as Official Journal/organ/become part of the editorial team:

Members of the society become editors and/or authors of the editorial board of a specific *Kompass*. The society offers their members a platform to disseminate knowledge and gives them the opportunity to actively contribute to the society's work.

#### 3. Permission to publish original articles:

By publishing articles in *Kompass*, a society increases the visibility of publications that originated in the society. A wider audience will be reached and the work of the society even more acknowledged.

### Frequently Asked Questions

#### What additional benefits will the society and its members get from a partnership?

If the society helps with the distribution of the *Kompass* we will include information about the society and its events on our homepage and in printed issues.

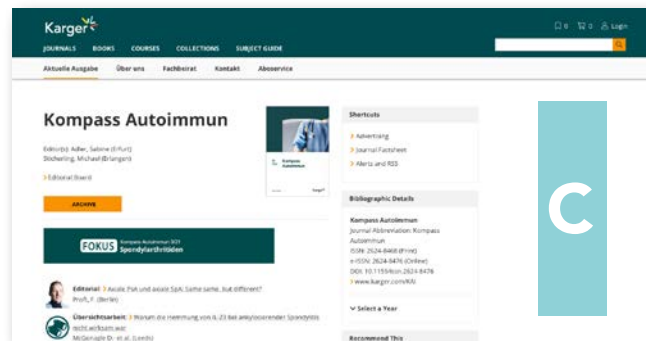

If the society enters a publication agreement the experts will benefit from Karger's international standing. An alliance with a publisher of excellent international repute will also further the society's recognition.

#### Is *Kompass* competing with the society's publication(s)?

No. *Kompass* exclusively features knowledge transfer articles. Original articles in *Kompass* are either reprints from the society's publication or article types outside of the research area.

**INDUSTRY**

For the industry, we offer an excellent platform for advertising and sponsoring in the *Kompass* journals. Access to a large target audience is geared towards medical specialists with decision-making authority. Scattering losses are therefore low. Furthermore, the editorial setting is professional, evidence-based, and scientifically valid.



**Size**

- A: Title Flap
- B: Print Ad
- C: Online Banner Ads, e.g. Skyscraper Banner

For more details visit our Industry services page [karger.com/Resources/industry-services](https://karger.com/Resources/industry-services) or please get in contact with our Industry & Society Markets team at Karger: [industry@karger.com](mailto:industry@karger.com)



## Kompass Autoimmun

Wissenstransfer aus internationalen Publikationen in den medizinischen Alltag – fundiert, übersichtlich, kompetent

### FACTS & FIGURES

Editor-in-Chief: **Michael Sticherling** (Erlangen); **Sabine Adler** (Aargau)

Kategorie: Klinische Praxis  
Fachgebiete: Rheumatologie,  
Gastroenterologie,  
Dermatologie, Neurologie,  
Klinische Immunologie,  
Pneumologie, Nephrologie  
2023: Band 5 mit 4 Ausgaben  
Sprache: Deutsch  
Gegründet: 2019

Aufgeführt in Google Scholar

**ISSN 2624-8468**  
**e-ISSN 2624-8476**

More information:  
[www.karger.com/kai](http://www.karger.com/kai)



Die Fachzeitschriftenreihe «Kompass» richtet sich an Kliniker und niedergelassene Fachärzte. «Kompass Autoimmun» bündelt anhand von Themenschwerpunkten das Wissen zu den häufigsten immunbedingten chronisch-entzündlichen Erkrankungen. Der interdisziplinäre Fachbeirat selektiert praxisrelevante Originalartikel und kommentiert die Kernaussagen unter Berücksichtigung der nationalen Gegebenheiten. Dabei beleuchten die Experten Diagnostik, Therapie und die Begleitung der chronisch Erkrankten aus ihrer unterschiedlichen fachlichen Blickrichtung und vermitteln so eine interdisziplinäre Handlungsempfehlung. Ausgesuchte Übersichtsarbeiten und Fallberichte führen forschungsbasiert und praxisnah in die Schwerpunkte der Themenhefte ein. Sorgfältig recherchierte Kurzmeldungen zu gesundheitspolitischen und fachlichen Entwicklungen runden den «Kompass Autoimmun» ab. Die Rubrik «Campus» bietet ein Forum für Weiterbildungsassistenten.



## Kompass Dermatologie

Wissenstransfer aus internationalen Publikationen  
in den medizinischen Alltag – fundiert, übersichtlich,  
kompetent

### FACTS & FIGURES

Editor-in-Chief: **Andreas Körber** (Essen)

Kategorie: Klinische Praxis  
Fachgebiet: Dermatologie  
2023: Band 11 mit 4 Ausgaben  
Sprache: Deutsch  
Gegründet: 2013

Aufgeführt in Google Scholar

**ISSN 2296-5424**  
**e-ISSN 2296-536X**

More information:  
[www.karger.com/kkd](http://www.karger.com/kkd)

Die Fachzeitschriftenreihe «Kompass» richtet sich an Kliniker und niedergelassene Fachärzte. «Kompass Dermatologie» bündelt anhand von Themenschwerpunkten das Wissen zu den häufigsten dermatologischen Erkrankungen. Der Expertenbeirat selektiert relevante Originalartikel und kommentiert die Kernaussagen mit einem praxisnahen Fazit. Dabei beleuchten die Experten Diagnostik, Therapie und die Begleitung der Erkrankten aus ihrer unterschiedlichen fachlichen Blickrichtung. Ausgesuchte Übersichtsarbeiten und Fallberichte führen forschungsbasiert und praxisnah in die Schwerpunkte der Themenhefte ein. Sorgfältig recherchierte Kurzmeldungen zu gesundheitspolitischen und fachlichen Entwicklungen runden den «Kompass Dermatologie» ab. Die Rubrik «Digital Health» bietet ein Forum für Themen rund um die Digitalisierung in der Dermatologie.





## Kompass Neumología

La transferencia directa de conocimiento de publicaciones científicas internacionales a la práctica médica diaria – bien fundado, claro, competente

Sociedad afiliada



Sociedad Argentina de  
Alergia e Inmunopatología

### FACTS & FIGURES

Editor-in-Chief: **Luis Torre-Bouscoulet**  
(México)

Category: Clinical  
Fields of Interest: Pneumology  
2023: Volume 5, 3 issues per volume  
Language: Spanish  
Founded: 2019

Listado en servicios bibliográficos:  
Google Scholar

**ISSN 2624-9065**  
**e-ISSN 2624-9073**

More information:  
[www.karger.com/kxn](http://www.karger.com/kxn)

A través de números cubriendo temas principales, las publicaciones informan de un modo compacto a clínicos y especialistas acerca de conocimientos de relevancia y novedades en diferentes ámbitos de la medicina. Un comité de expertos selecciona artículos originales relevantes para la práctica, y comenta las declaraciones clave teniendo en cuenta las particularidades nacionales. También se incluye artículos de revisión de ensayos seleccionados y reportes de casos clínicos.





## Kompass Nutrition & Dietetics

Transferring research into hands-on knowledge – scientifically sound, clear, competent

Affiliated with



### FACTS & FIGURES

Editor-in-Chief: **Elke Naumann**  
(Nijmegen)

Category: Clinical practice  
Field of interest: Nutrition  
2023: Volume 3, 2 issues  
Language: English  
Founded: 2020

**e-ISSN 2673-5199**

More information:  
[www.karger.com/knd](http://www.karger.com/knd)

*Kompass Nutrition & Dietetics* – for dietitians and specialists in private practice. In the section “Knowledge Transfer,” our experts break down selected original articles with a view of how to apply this information to your day-to-day work. The gain from these digests: research insight condensed into what is essential for the job as a dietitian. Selected reviews and case reports from internationally acclaimed journals introduce the focus topic of each issue. The individual knowledge transfer articles educate you about cutting-edge results from research – with a critical discussion and outlook on client benefit and practical use. Carefully selected newflashes on healthcare and professional developments round off the spectrum of the *Kompass* journal.







## Kompass Onkologie

Wissenstransfer aus internationalen Publikationen in den medizinischen Alltag – fundiert, übersichtlich, kompetent

### FACTS & FIGURES

Editor-in-Chief: **Marcus Hentrich**  
(München)

Kategorie: Klinische Praxis  
Fachgebiet: Onkologie  
2023: Band 10 mit 4 Ausgaben  
Sprache: Deutsch  
Gegründet: 2014

Aufgeführt in Google Scholar

**ISSN 2296-5416**  
**e-ISSN 2296-5386**

More information:  
[www.karger.com/kko](http://www.karger.com/kko)

Die Fachzeitschriftenreihe «Kompass» richtet sich an Kliniker und niedergelassene Fachärzte. «Kompass Onkologie» bündelt anhand von Themenschwerpunkten das Wissen zu den häufigsten onkologischen und hämatologischen Erkrankungen. Der Expertenbeirat selektiert relevante Originalartikel und kommentiert die Kernaussagen mit einem praxisnahen Fazit. Dabei beleuchten die Experten Diagnostik, Therapie und die Begleitung der Erkrankten aus ihrer unterschiedlichen fachlichen Blickrichtung. Ausgesuchte Übersichtsarbeiten und Fallberichte führen forschungsbasiert und praxisnah in die Schwerpunkte der Themenhefte ein. Sorgfältig recherchierte Kurzmeldungen zu gesundheitspolitischen und fachlichen Entwicklungen runden den «Kompass Onkologie» ab. Die Rubrik «Campus» bietet ein Forum für Weiterbildungsassistenten.





## Kompass Ophthalmologie

Wissenstransfer aus internationalen Publikationen  
in den medizinischen Alltag – fundiert, übersichtlich,  
kompetent

### FACTS & FIGURES

Editors-in-Chief: **Anja Liefeld** (Potsdam);  
**Matus Rehak** (Gießen)

Kategorie: Klinische Praxis  
Fachgebiet: Ophthalmologie  
2023: Band 9 mit 4 Ausgaben  
Sprache: Deutsch  
Gegründet: 2015


Aufgeführt in Google Scholar

**ISSN 2297-0118**  
**e-ISSN 2297-0045**

More information:  
[www.karger.com/kop](http://www.karger.com/kop)

Die Fachzeitschriftenreihe «Kompass» richtet sich an Kliniker und niedergelassene Fachärzte. «Kompass Ophthalmologie» bündelt anhand von Themenschwerpunkten das Wissen zu den häufigsten ophthalmologischen Erkrankungen. Das Herzstück der Zeitschrift ist der Wissenstransfer aus der Forschung in die Praxis, in dem der erfahrene Fachbeirat die Relevanz von Forschungserkenntnissen für die praktische Arbeit mit Patienten beleuchtet. Ausgesuchte Übersichtsarbeiten und Fallberichte führen forschungsbasiert und praxisnah in die Schwerpunkte der Themenhefte ein. Sorgfältig recherchierte Kurzmeldungen zu gesundheitspolitischen und fachlichen Entwicklungen runden den «Kompass Ophthalmologie» ab. Die Rubrik «Campus» bietet ein Forum für Weiterbildungsassistenten.





## Kompass Pneumologie

Wissenstransfer aus internationalen Publikationen in den medizinischen Alltag – fundiert, übersichtlich, kompetent

### FACTS & FIGURES

Editor-in-Chief: **Winfried J. Randerath**  
(Solingen)

Kategorie: Klinische Praxis  
Fachgebiet: Pneumologie  
2023: Band 11 mit 6 Ausgaben  
Sprache: Deutsch  
Gegründet: 2013

Aufgeführt in Google Scholar

**ISSN 2296-0368**  
**e-ISSN 2296-0317**

More information:  
[www.karger.com/kkp](http://www.karger.com/kkp)

Die Fachzeitschriftenreihe «Kompass» richtet sich an Kliniker und niedergelassene Fachärzte. «Kompass Pneumologie» bündelt anhand von Themenschwerpunkten das Wissen zu den häufigsten pneumologischen Erkrankungen. Das Herzstück der Zeitschrift ist der Wissenstransfer aus der Forschung in die Praxis, in dem der erfahrene Fachbeirat die Relevanz von Forschungserkenntnissen für die praktische Arbeit mit Patienten beleuchtet. Ausgesuchte Übersichtsarbeiten und Fallberichte führen forschungsbasiert und praxisnah in die Schwerpunkte der Themenhefte ein. Sorgfältig recherchierte Kurzmeldungen zu gesundheitspolitischen und fachlichen Entwicklungen runden den «Kompass Pneumologie» ab. Die Rubrik «Campus» bietet ein Forum für Weiterbildungsassistenten.



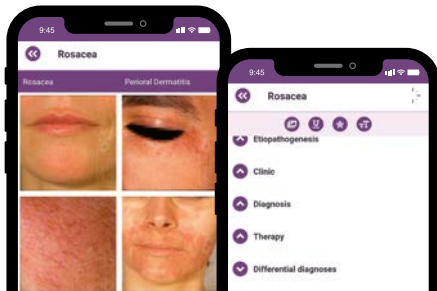
# DermaCompass

## A Practical Assistant in Dermatology

*DermaCompass* helps with faster and better treatment of patients, providing quick access to dermatological information. In addition, it supports healthcare professionals in differential diagnosis.



[karger.com/  
dermacompass](https://karger.com/dermacompass)



### DermaCompass is the Assistant for Dermatology Practice

The *DermaCompass* app supports diagnostic decision-making by comparing pictures of two or more diseases side by side using a vast database of high-resolution imagery. It is a fast and reliable way of backing up a diagnosis and a constant source of reference for dermatology queries. The content is written by experienced physicians and based on solid references.

*DermaCompass* is an adaptive tool that adjusts to the needs of dermatologists and general practitioners, supporting the confident differential diagnosis, investigation, and management of patients in daily clinical practice.

### DermaOne

The app is a joint venture of DermaOne (Zurich, Switzerland) and Karger Publishers.

For more information go to:  
[www.karger.com/dermacompass](http://www.karger.com/dermacompass)



[karger.com/dc](http://karger.com/dc)

### Solutions for Corporate Customers

*DermaCompass* has reached more than 6,000 downloads and is constantly growing. This large user number presents an ideal platform for cooperation with the industry targeting dermatologists. In *DermaCompass* we offer sponsorships, thus increasing the visibility of sponsors from the industry. In addition, we also offer sponsorships for charities and foundations that aim to identify with this innovative product.

For details about various sponsorship options and pricing, please get in contact with our Team for Industry Services & Markets at Karger: [industry@karger.com](mailto:industry@karger.com).

#### DermaCompass in a nutshell

##### Target Groups and Users

- Dermatologists
- General practitioners

##### Features

- Reference work for dermatology
- Picture comparison for differential diagnosis

##### Setting

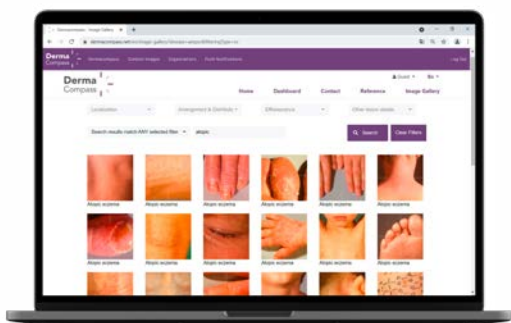
- Free to download
- Financed by sponsoring

Feedback is welcome! Please send us your opinion about *DermaCompass* by e-mail or a personal conversation. Of course, critical feedback is also welcome and helps us to further develop the app.



The app is freely available for iOS and Android.

Do you like *DermaCompass*? Then we would be happy to receive a positive rating in Apple's App Store or in Google's Play Store.



### DermaCompass Web Version

In addition to the app, there is also a browser-supported web version that contains new features and thus makes image searches even more convenient.

The everyday life of a doctor, whether in dermatology or general medicine, is becoming increasingly complex and intensive. Additionally, time is usually short. These circumstances make it hard to know all facts by heart and still be up-to-date.

DermaCompass was developed out of this need. As an interactive digital source of reference, it makes the treatment of your patients faster and more reliable. Its vast image gallery offers support for differential diagnoses to back up your decisions. It is always up-to-date and close at hand on your desktop and, as an app, in your pocket.

Use *DermaCompass* on Your Desktop:



[dermacompass.net](https://dermacompass.net)

#### Contents and Features

- 450+ diagnoses
- 450 differential diagnoses
- 159 therapies
- 6,000+ high-resolution pictures
- With constant updates to keep the content up-to-date
- Integration of dermatological guidelines
- Dermatology textbook/reference book integrated (more than 1,000 "book pages")
- Personalization: mark texts, create your own notes
- Share learning sections or notes



### Expert Advisory Board

Prof. Dr. Dr. Alexander Navarini (Editor-in-Chief),  
University of Basel, Switzerland  
The current board keeps growing and becoming more international.

### Contact and Licensing

Access to *DermaCompass* for individuals is free of charge. If you're interested in a license for an organization, please get in contact with your local Karger representative for a quote.



[karger.com/Company/Directory/regional-offices](https://karger.com/Company/Directory/regional-offices)

# Embarrassing Problems

## Providing Information on Personal Health Matters

*Embarrassing Problems* addresses worrying health problems that are sometimes difficult to talk about. The website covers topics from anal itching to zinc deficiency and gives advice on how to tackle a problem and move on.

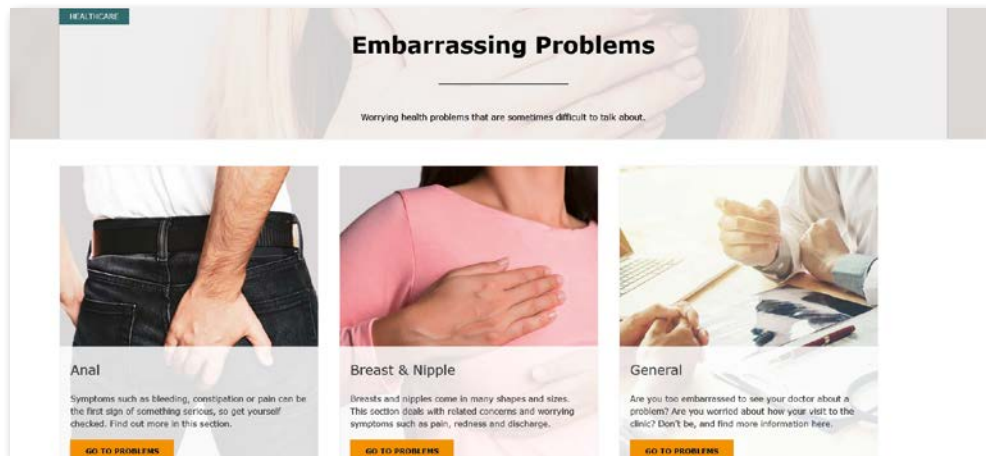


[embarrassing  
problems.com](https://embarrassingproblems.com)



## Everybody Knows Embarrassing Problems

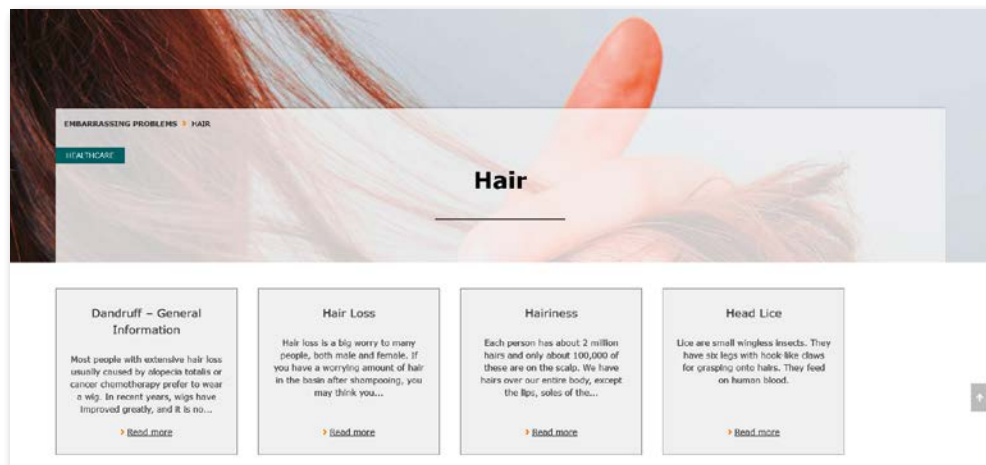
*Embarrassing Problems* is a website that provides information on a range of personal health matters that people may initially find difficult to approach. Our editors and physicians combine their expertise to deliver relevant reads for those concerned with health questions. The website is a point of reference that gives guidance and helps to take the next steps towards diagnosis and treatment. It will advise whether a visit to the pharmacy or a doctor's appointment is necessary.



## Solutions for Healthcare Providers

The website receives visitors from all over the world looking for authoritative information on health-related issues. It offers an ideal opportunity for medical associations, support groups, health insurances, hospitals, and pharmaceutical companies to address a wide audience and inform visitors about the possibility of self-help groups, support programs, patient advocacy, guidelines, diagnosis, and treatment.

For more information go to: [www.embarrassingproblems.com](http://www.embarrassingproblems.com)



# Podcasts

## Healthcare Podcast

*Karger's Healthcare Podcast* offering allows you to benefit from the latest knowledge from our experts and their in-depth assessment of developments in their disciplines.



[karger.com/  
podcasts](https://karger.com/podcasts)

## Our Showcase Podcasts include:

*Fast Facts Nephrology* – All the information from our award winning Fast Facts but audible. Fast Facts Nephrology is a must listen for busy clinicians, allowing them to get quickly up-to-speed on the latest developments from the field.



*The Waiting Room* – Whether you are suffering from a certain disease or generally interested in medical research and healthcare, The Waiting Room podcast is a trustworthy resource of medical knowledge. Join us in the waiting room and listen as we talk with practitioners and those affected, about health issues that can concern us all.



## Why create a Podcast with Karger?

- Customized content tailored to your target audience
- Hosted on a dedicated landing page and dissemination through all major podcast platforms including, Apple, Spotify, Google and Amazon
- IAB v2.0 certified metrics and in-depth audience analytics are collated
- Drive traffic and generate listeners with Karger's audience generation campaign

For details about our industry services, please get in contact with our Corporate Sales Team at Karger: [industry@karger.com](mailto:industry@karger.com)

# The Waiting Room

## A Collection of Health Information for Everyone

*The Waiting Room* is a trustworthy resource of medical knowledge for patients, their supporters, and the public. We transfer knowledge from the research and clinical levels into plain language information enriched with illustrations.



[thewaitingroom.karger.com](https://thewaitingroom.karger.com)

## The Waiting Room



This website offers up-to-date information that is based on scientific findings. This knowledge transfer provides accurate, reliable and easy-to-understand information about health issues in a broad set of areas.

### Our Sections

#### Knowledge Transfer

Our editorial team selects relevant articles or chapters from Karger's publication portfolio to explain scientific findings and their possible impact on patients in plain language.

[READ MORE](#)

#### Tell Me About ...

Ever wondered how and why? Whenever we come across health information that we consider relevant for you, we sum it up for you in a post. This gives you a quick overview on a wide range of topics.

[READ MORE](#)

#### Interviews

We quiz specialists in their respective fields about their latest research, up-to-date treatment options as well as new findings, and ask them to share their opinion and the tools of their trade.

[READ MORE](#)

## Awareness Dates

Awareness months, weeks, and days play an important role in attracting attention to medical conditions – both common and rare.

*The Waiting Room* pays tribute to this tradition and refers to health-related events whenever possible. You'll find information pertaining to specific awareness activities, interviews with relevant organizations and charities, as well as helpful links and resources. Look out for respective posts and get involved!

## Services for Institutions and Corporate Customers

Tailored solutions of Karger's Healthcare resources are also available, making it possible for institutions or corporate customers to reach out to and engage with healthcare professionals and patients either worldwide or in a specific region.

Identified educational gaps can be addressed by commissioning customized resources tailored specifically to the institution's or corporate customer's target audience and strategy, or our excellent off-the-shelf products can be utilized.

Karger's award-winning content can be delivered in both print and online, and in a range of format types to cater to the needs of a wide range of readers. These offerings include:

### Fast Facts

- Printed and digital publications for distribution at live events or via customized landing pages, virtual booths, or corporate educational hubs
- eLearning programs with full interactive features, including audio, video, assessments, games, and even local CPD/CME accreditation
- Audio Visual formats through Podcasts, videos, and animations
- Infographic summary sheets available in print and PDF formats for digital uses

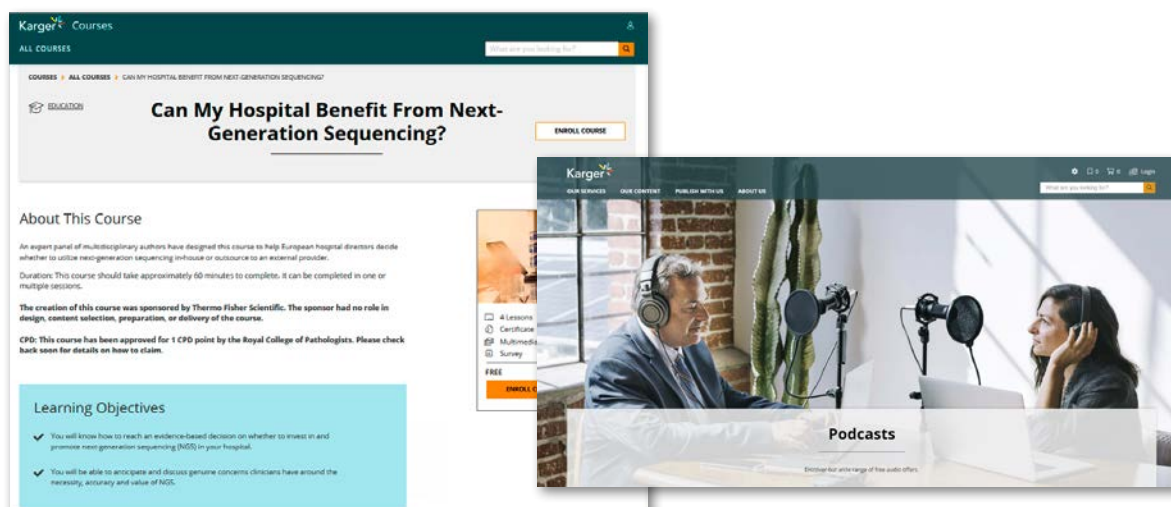
Assistance with dissemination and reach is also available. Karger can support with distributing the content directly to its intended recipients. This can include direct distribution via Karger's extensive network or through specific audience generation tactics such as social media and marketing campaigns to ensure uptake and return on investment.

For details about our tailored services, please get in contact with our Healthcare Publication Development Team at Karger: [fastfacts@karger.com](mailto:fastfacts@karger.com)

### Print and Digital Advertising Solutions

Find the perfect medium for your message in print or digital form. With an ad you can reach the decision makers you are targeting. Discuss your ideas with us so we can create a comprehensive advertising solution for you.

Contact us via our website: [karger.com/Resources/industry-services](https://karger.com/Resources/industry-services), or write to us: [industry@karger.com](mailto:industry@karger.com)



## Order Information

### BOOKS

Book orders can be placed at any bookstore, directly with Karger Publishers or with one of our representatives. Please indicate the ISBN number of any title you wish to order. The e-ISBN refers to the electronic version of a title. Deliveries are made from Karger headquarters in Basel, Switzerland. All Karger book titles, with a few exceptions, are available in print and online (eBooks); for availability and prices, please see the title's homepage at [www.karger.com](http://www.karger.com) or contact us at [orders@karger.com](mailto:orders@karger.com).

#### eBooks

When ordering a book with an online component, the customer is required to complete a site license (see [www.karger.com/form/license](http://www.karger.com/form/license)). For repeat online customers, there is an appropriate field in the order form. Booksellers should submit a site license completed by the end user together with the order. Private customers can also order Karger eBooks via Google and Amazon.

#### Continuation Orders for Book Series

Continuation orders can be placed for print and online formats. Such orders bring the benefit of automatic continuity under the order number.

### JOURNALS

Journal subscriptions can be placed at any bookstore, subscription agency, or directly with Karger Publishers, or with one of our representatives.

Complete order information can be found on our website at:  
[www.karger.com/services/bookorders](http://www.karger.com/services/bookorders)

#### Subscriptions

Karger offers three types of subscription: print, online, and combined print/online. The basic annual subscription rate is the same for all three delivery forms; however, there are additional fees for print and combined print/online.

##### Subscription Rate Model

Print:	100% + postage and handling
Online:	100%
Com. print/online:	100% + upgrade fee + postage and handling

For personal subscription prices, please consult our website at [www.karger.com/journals](http://www.karger.com/journals). For online and combined print/online subscriptions, please also consult [www.karger.com/sitelicenses](http://www.karger.com/sitelicenses). All subscriptions are payable in advance.

#### Subscription Period

Print subscriptions run for a full calendar year and may cover more than one volume. New subscriptions placed during the year will begin with the delivery of back issues for that subscription year. An online subscription allows access only to issues published in the subscription year.

For questions and problems contact us at [service@karger.com](mailto:service@karger.com).

#### Authorized Access

Access is regulated via IP address(es) and/or user ID/password. Karger supports both Shibboleth and OpenAthens.



### **Back Volumes and Single Issues**

Information on availability and prices of single print issues, print back volumes, or electronic backfiles can be obtained at [service@karger.com](mailto:service@karger.com).

For complete order information, please refer to our website at:  
[www.karger.com/orderinformation](http://www.karger.com/orderinformation)

### **Prices, Ordering, and Contact**

Unless otherwise stated, the online price applies to institutional purchases; the online price for private customers is the same as the hard cover or soft cover (print) price. All prices are based on the Swiss Franc (CHF) and subject to change. Prices in EUR are valid for eurozone countries only, prices in USD are valid for the USA and Latin America only. Prices quoted do not include delivery charges and are excluding VAT and local sales tax. Where applicable, VAT is applied at the appropriate rate and shown separately in the final invoice.

Contact details of the Karger offices and distributors can be found at [www.karger.com/contact](http://www.karger.com/contact).

Every book and journal homepage offers an online order form. Orders can also be e-mailed to [orders@karger.com](mailto:orders@karger.com).

Please note that due to bank regulations Karger Publishers accepts checks only for payments above the amount of CHF/EUR/USD 5,000. If you have any questions, please do not hesitate to contact our Customer Service at [orders@karger.com](mailto:orders@karger.com).

### **Information Service**

The Karger Alert system informs you about all new article, journal, or book releases in your field of interest. Login at [www.karger.com](http://www.karger.com), set up your MyKarger account, and sign up for customized alerts and newsletters.

Comprehensive book and journal information downloads are available at [www.karger.com/downloads](http://www.karger.com/downloads).

## Contact

### HEALTHCARE MARKETS

---

Head of Healthcare Markets

Joachim Flickinger

t: +41 61 306 12 13

[j.flickinger@karger.com](mailto:j.flickinger@karger.com)

Healthcare Publications Manager –

Patient Resources

Susanne Meister

t: +49 761 45 20 718

[s.meister@karger.com](mailto:s.meister@karger.com)

Healthcare Publications Manager –

Kompass Journals, DermaCompass

Fritz Koller

t: +49 761 45 20 715

[f.koller@karger.com](mailto:f.koller@karger.com)

Healthcare Publications Manager –

Fast Facts Product Suite

Geoff Covey

+44 7482 827404

[g.covey@karger.com](mailto:g.covey@karger.com)

### INDUSTRY & SOCIETY MARKETS

---

Head of Industry & Society Markets

Iola Forster

t: +41 61 306 12 47

[i.forster@karger.com](mailto:i.forster@karger.com)

Industry Services & Markets Manager

Julia Sussner

t: +41 61 306 1240

[j.sussner@karger.com](mailto:j.sussner@karger.com)

Business Development Manager

Chahrazed Poignant

t: +41 61 306 1439

[c.poignant@karger.com](mailto:c.poignant@karger.com)

Manager, Industry Services & Markets

Ellen Zimmermann

t: +49 761 45 20 717

[e.zimmermann@karger.com](mailto:e.zimmermann@karger.com)

### HEADQUARTERS AND BRANCH OFFICES

---

#### Switzerland (Headquarters)

S. Karger AG

Medical and

Scientific Publishers

PO Box 4009 Basel

Switzerland

*(for courier services only:*

*Allschwilerstrasse 10, 4055 Basel/*

*Switzerland)*

t: +41 61 306 11 11

f: +41 61 306 12 34

[karger@karger.com](mailto:karger@karger.com)

[www.karger.com](http://www.karger.com)

#### Germany

S. Karger GmbH

Postfach 79095 Freiburg

Deutschland

*(Hausadresse:*

*Schnewlinstr. 12,*

*79098 Freiburg/Deutschland)*

t: +49 761 45 20 70

f: +49 761 45 20 714

[information@karger.com](mailto:information@karger.com)

[www.karger.com](http://www.karger.com)

#### United Kingdom

S. Karger Publishers Ltd

Merchant House

5 East St. Helen Street

Abingdon OX14 5EG

United Kingdom

t: +44 7482 827 404

[fastfacts@karger.com](mailto:fastfacts@karger.com)

## REGIONAL OFFICES

---

### Benelux, UK & Ireland, Scandinavia

Business Development Manager,  
UK and Ireland  
Alison Hope  
t: +44 7460 033 855  
[a.hope@karger.com](mailto:a.hope@karger.com)

### Germany, Austria, Switzerland

Business Development Manager  
Gregor Bangert  
t: +41 76 501 61 32  
[g.bangert@karger.com](mailto:g.bangert@karger.com)

### European Industry and Societies

Business Development Manager  
Chahrazed Poignant  
t: +33 667534811  
[c.poignant@karger.com](mailto:c.poignant@karger.com)

### India, Bangladesh, Sri Lanka

West & South India  
Business Development Manager  
Manish Patil  
t: +91 98202 01909  
[m.patil@karger.com](mailto:m.patil@karger.com)

East, North & Northeast India  
Business Development Manager  
Rajnish Sinha  
t: +91 93374 73144  
[r.sinha@karger.com](mailto:r.sinha@karger.com)

### Japan

Karger Japan, Inc.  
Shiba Daimon Asahi Bldg. 2F  
1-2-23 Shiba Daimon  
Minato-ku, Tokyo 105-0012  
Japan  
t: +81 3 6435 6242  
f: +81 3 6435 6244  
[publisher@karger.jp](mailto:publisher@karger.jp)

### Latin America

Regional Business Lead, LATAM  
Daniel González Montiel  
t: +52 55 81 72 74 55  
[d.gonzalez@karger.com](mailto:d.gonzalez@karger.com)

### Brazil

Business Development Manager  
Victor Da Silva Carvalho  
t: +55 24 992 58 0182  
[v.silva@karger.com](mailto:v.silva@karger.com)

### Middle East

S. Karger AG  
Building 8, Office 11  
Dubai Media City  
PO Box 500717  
Dubai, UAE  
t: +971 55 545 4633  
Business Development Manager  
Middle East (UAE, Qatar, Kuwait)  
Priyanka Doran  
[p.doran@karger.com](mailto:p.doran@karger.com)

### Saudi Arabia

Business Development Manager  
Mohammad Alshamali  
+966 5 5570 2518  
[m.alshamali@karger.com](mailto:m.alshamali@karger.com)

### Southeast Asia

S. Karger AG (Malaysia Branch Office)  
Suite 9.01, Level 9  
Menara Summit  
Persiaran Kewajipan, USJ 1, UEP  
47600, Subang Jaya  
Selangor Darul Ehsan  
t: +60 3 8601 7236  
t: +60 3 8601 7101

Business Development Manager,  
Southeast Asia  
Dennis Loh 卢韦华  
t: +60 16 263 0352  
[d.loh@karger.com](mailto:d.loh@karger.com)

### China

7F Taohui Xintian  
219 Wangfujing Ave.  
Dongcheng District  
Beijing 100006  
China  
[service@karger.cn](mailto:service@karger.cn)  
[www.karger.cn](http://www.karger.cn)  
Business Development Manager  
Jiajian, Gong 龚佳剑  
t: +86 186 0068 6801  
[j.gong@karger.com](mailto:j.gong@karger.com)

### North America

Business Development Manager,  
Industry Solutions  
Neil Adams  
t: +1 860 819 6718  
[n.adams@karger.com](mailto:n.adams@karger.com)

Business Development Manager,  
Academia, Government and Societies  
Ghais Najjar  
t: +1 905 536 0144  
[g.najjar@karger.com](mailto:g.najjar@karger.com)

### South Korea

Business Development Manager,  
South Korea  
Claude Seo 서운열  
820, 1046, Gyeongui-ro, Paju-si,  
Gyeonggi 10908, South Korea  
t: +82 2 523 2343  
t: +82 10 8886 2343  
[c.seo@karger.com](mailto:c.seo@karger.com)

**REGIONAL  
REPRESENTATIVES**

---

**Australia, New Zealand**

Ollexi Publishing Services  
Natalie Blanchard  
PO Box 2200  
Lower Templestowe, VIC 3107  
Australia  
t: +61 422 44 34 11  
*natalie.blanchard@ollexi.com.au*  
*n.blanchard@karger.com*

**France, Wallonia, Luxembourg**

Enter & Read  
Albertine Luginbuhl  
23, rue du Départ, boîte 37  
75014 Paris  
France  
t: +33 6 81 04 76 85  
*albertineluginbuhl@orange.fr*  
*a.luginbuhl@karger.com*

For all other regions, please contact us  
directly at *karger@karger.com*

